

The English and Foreign Languages University
Hyderabad – 500 007



ANNUAL ACCOUNTS
2016 - 17

The English and Foreign Languages University
Hyderabad – 500 007



ANNUAL ACCOUNTS
2016-17

S.No.	Contents	Page No.
1.	Audit Certificate and Report	(i) – (xi)
2.	Reply to Audit Report	(xii) – (xviii)
3.	Audited Annual Accounts	1 – 40
4.	Provident Fund Accounts	41 - 50

Ajaib Singh, IA&AS
Director General

No.DGA(C)/CEA/Unit-4/PA/EFLU/SAR.2016-17/D-376/2017-18/

Dated: 17th October 2017

Dear

Audit of Annual Accounts of The English and Foreign Languages University (EFLU), Hyderabad for the year 2016-17, was conducted in July 2017. Significant comments on accounts are included in the Separate Audit Report issued separately to the Government of India, Ministry of Human Resource Development, New Delhi and a copy marked to you. Some of the observations, which were not included in the Separate Audit Report, meriting the attention of the Management are detailed below to enable your Office to take necessary corrective action:

1. Staff Residential Buildings of ` 18,48,787/- was incorrectly provided with 10 per cent (` 1,84,879/-) depreciation instead of applicable rate of 5 per cent (` 92,440/-) as per IT Act. The difference of ` 92,440/- due to excess provision of deprecation needs to be rectified.
2. Income of ` 1,58,500/- earned out of Rents received from shops set up in the University premises were incorrectly classified under 'Other Income' (Schedule-13, Page 26 of Annual Accounts), instead of as Rents under 'Income from Investments' (Schedule-11, Page 24 of Annual Accounts), though mandated as per MHRD format of Accounts (Sl.no.3, Page 89). This needs to be rectified. Further, details of extent of area of land/premises in the University leased out to the Shops¹ need to be suitably disclosed in the 'Note on Accounts' along with lease rent per month.

¹ (i) Xerox Shops, (ii) Ironing Shop, (iii) Bookshop (iii) Maithri Restaurant, (iv) Sagar Stores and (v) Shops at Quarters

-2-

3. In the Notes on Financial Statements of NPS Accounts (Page 52 of Annual Accounts), it was mentioned inter-alia that some of the employees have not obtained Permanent Retirement Account Number (PRAN) as they had gone to Court regarding their disagreement to be covered under NPS. The details of Court Cases filed against the University, quantifying the amount of NPS contributions (Employer and Employee with interest credited) of such employees should be suitably disclosed under Contingent Liabilities in the 'Note on Accounts', as mandated in the MHRD format of Accounts (Page 50, Sl.no.1.1).

4. An amount of ` 1,75,17,833/- was shown under Schedule-21, Other Expenses as "Others". If the expenses of ` 1,75,17,833/-, was on account of disbursement of Fellowships awarded by the University itself to the students, then it should be accounted as 'Academic Expenses' under Schedule-16, as mandated in the MHRD format of Accounts. In case Non-NET Fellowships are sponsored by UGC, then the same should be accounted for in Schedule-3(b), as mandated in the MHRD format of Accounts. The accounting of Non-NET Fellowships should be reviewed in accordance with stipulations contained in MHRD format of Accounts and as per the source of funds for such Fellowships.

5. The following differences existed in the Annual Accounts, which needs to be reconciled to depict the factual receipts and payments:

Sl.No	Description	As per R&P Account (`) Page 3	As per Schedule-2, Page 5 (`)	Difference (`)
a.	Receipts against Earmarked/ Endowment Funds	NIL	32,81,913/- (Addition to Non-Formal Fund)	32,81,913/-
b.	Payments against Earmarked/ Endowment Funds	19,80,000/-	1,06,94,229/- (Revenue expenditure)	87,14,229/-

Yours sincerely,

Sd/-

Director General

Prof. E. Suresh Kumar
Vice-Chancellor,
The English and Foreign Languages University,
Osmania University Campus, Tarnaka,
Hyderabad-500 605

Separate Audit Report of the Comptroller and Auditor General of India on the accounts of The English & Foreign Languages University, Hyderabad, for the year ended 31 March 2017

We have audited the attached Balance Sheet of the English and Foreign Languages University, Hyderabad, as at 31 March 2017, the Income & Expenditure Account and Receipts & Payment Account for the year ended on that date under section 19(2) of the Comptroller & Auditor General's (Duties, Powers & Conditions of Service) Act, 1971, read with Section 33(1) of The English and Foreign Languages University Act, 2006. These financial statements are the responsibility of the University's management. Our responsibility is to express an opinion on these financial statements based on our audit.

2. This Separate Audit Report contains the comments of the Comptroller & Auditor General of India (CAG) on the accounting treatment only with regard to classification, conformity with the best accounting practices, accounting standards and disclosure norms, etc. Audit observations on financial transactions with regard to compliance with the Law, Rules & Regulations and efficiency-cum-performance aspects, if any, are reported through Inspection Reports/CAG's Audit Reports separately.

3. We have conducted our audit in accordance with auditing standards generally accepted in India. These standards require that we plan and perform the audit to obtain reasonable assurance about whether the financial statements are free from material misstatements. An audit includes examining, on a test basis, evidences supporting the amounts and disclosure in the financial statements. An audit also includes assessing the accounting principles used and significant estimates made by management, as well as evaluating the overall presentation of financial statements. We believe that our audit provides a reasonable basis for our opinion.

4. Based on our audit, we report that:

- i. We have obtained all the information and explanations, which to the best of our knowledge and belief were necessary for the purpose of our audit;
 - ii. The Balance Sheet and Income & Expenditure Account/ Receipts & Payment Account dealt with by this Report have been drawn in the Revised Format of Accounts, prescribed by Government of India, Ministry of Human Resource Development, for Central Educational Institutions.
 - iii. In our opinion, proper books of accounts and other relevant records have been maintained by the University, in so far as it appears from our examination of such books.
- iv. We further report that:

A. BALANCE SHEET:

A. 1. Sources of Funds

A.1.1 Current Liabilities & Provisions: ` 166.00 crore (Schedule-3)

A.1.1.1 This includes total closing balance amount of ` 6,77,83,098/-¹ which were of the nature of internal income generated by the University, but incorrectly classified under Sponsored Projects, instead of as 'Other Income' in the Income and Expenditure Account (Schedule-13), though mandated as per MHRD Format of Accounts (Page 32), despite previous year audit comment. This had resulted in overstatement of Current Liabilities and understatement of Income by ` 6.78 crore. Deficit was also overstated by ` 6.78 crore.

A.1.1.2 This includes closing balance amount of ` 2,45,15,915/- pertaining to House Building Advance Revolving Fund, which was incorrectly classified under Sponsored Projects, instead of under Designated/Earmarked Funds, though mandated as per MHRD Format

¹ Consultancy internal income generated out of conducting Non-Formal courses in English, ` 1,73,10,537/- and an amount of ` 5,04,72,561/-, representing income received by the University on account of Royalty in publishing Books/Journals etc, totalling ` 6,77,83,098/-

of Accounts. This had resulted in overstatement of Current Liabilities and understatement of Designated/Earmarked Funds by ` 2.45 crore.

A.2 Application of Fund

A.2.1 Fixed Assets: ` 71.66 crore (Schedule-4)

A.2.1.1 This includes fixed assets of ` 1,56,08,837/- pertaining to Solar Equipment, which were incorrectly classified under Plant & Machinery with 15 per cent depreciation (` 23,41,326/-) instead of applicable rate of 80 per cent (` 1,24,87,070/-) as per IT Act. Short provision of depreciation of ` 1,01,45,744/- had resulted in overstatement of Fixed Assets and understatement of Expenditure by ` 1.01 crore. Consequently, Deficit was also understated by ` 1.01 crore.

A.2.1.2 This includes fixed assets of ` 46,22,055/- pertaining to Electrical Appliances, which were incorrectly treated as Electrical Equipment and provided with 80 per cent depreciation (` 36,14,973/-), instead of applicable rate of 15 per cent (` 6,77,806/-). Excess provision of depreciation of ` 29,37,167/- had resulted in understatement of Fixed Assets and overstatement of Expenditure by ` 0.29 crore. Consequently, Deficit was also overstated by ` 0.29 crore.

B. General

1. Despite previous Audit Comments (Separate Audit Reports for the years 2013-14 to 2015-16), details of land to the extent of (i) 90 acres allotted by Government of Andhra Pradesh at Jalalpur Village, Pochampally (Mandal), Nalgonda District and taken over by the University in March 2009 (alienation pending) and (ii) 75 acres handed over by State Government of Kerala to the University to

establish a new campus in that State, were not disclosed suitably in the 'Note on Accounts'. Though, the University reported the matter regarding allotment of lands in their Executive Council Meetings², the reasons for non-disclosure of the land details in the 'Note on Accounts' was not suitably mentioned therein.

2. An amount of ` 3,06,53,000/- was received by the University during the year 2016-17 from UGC as additional Plan grants for the purpose of Hot Spot/Wi-Fi Campus Connect, out of which an amount of ` 2,44,80,000/- was paid to M/s National Informatics Centre Services Incorporated (NICS), New Delhi as advance. However, unspent Grants (including advances on Capital Account) was not shown as part of unutilised Grants in Schedule-3(c), and was incorrectly exhibited separately as 'Other Funds' under Other Current Liabilities in Schedule-3, which was not in consonance with MHRD format of Accounts (Page 9 and 10).

3. Though pointed out in previous audit, the following were not mentioned in the Annual Accounts, as mandated in the MHRD format of Accounts:

a. Details of Intangible Assets for ` 10,87,120/- {page 15, Schedule-4(3) of Annual Accounts} as per Schedule-4(C), MHRD format of Accounts (Page 16 and 13).

b. An amount of ` 23,10,283/- and ` 3,37,080/- representing assets purchased out of Earmarked Fund and Sponsored Projects respectively were credited to Corpus/Capital Fund (Page 4 of Annual Accounts). However, the asset items purchased out of the amounts were not distinctly exhibited in Schedule-4(D) Others, though mandated in MHRD format of Accounts (Page no.18).

² (i) 7th Executive Meeting held on 24.01.2010 {Item No.3 (a)} and
(ii) 14th Executive Meeting held on 13.05.2013 (Item No.3. Part-II)

4. In the Designated/Earmarked/Endowment Funds (Schedule-2, page 5), the closing balance under Non-formal Fund account was shown as ` 20,98,60,651/-. However, in the details for closing balance, 'Represented by' it was shown only as ` 16,84,43,671/-. Complete details for the balance difference amount of ` 4,14,16,980/- were not reconciled for exhibiting them accordingly, as differences in ledger accounts and the actual cash/bank balances exists, which were not rectified though pointed out in previous audit.

5. Unserviceable/idle/obsolete Electronic and Furniture items were not put to use and no action was taken to dispose them following the due procedures. Besides, as per Accounting Standard-10, Para 14.2, items of fixed assets that have been retired from active use and are held for disposal are to be stated at the lower of their net book value and net realisable value and should be shown separately in the financial statements. However, these assets were not shown separately through suitable disclosure.

6. Against total Retirement benefits paid during the year of ₹ 6,09,46,162/- as depicted in Schedule-15 (Sl.no.f(ii), Page 28 of Annual Accounts) an amount of ₹ 4,61,89,684/- was only depicted in Sub-Schedule-15A (Page 29 of Annual Accounts). The difference of ₹ 1,47,56,478/- was not rectified due to incorrect depiction of figures in Sub-Schedule-15A as detailed below:

Sl.No	Description of item	Actual paid amount (₹)	Amount shown in Sub-Schedule-15A(₹)	Difference (₹)
i.	Retirement Gratuity	1,38,77,438/-	4,34,326/-	1,34,43,112/-
ii.	Medical Reimbursement to Retired employees	30,75,455/-	27,31,201/-	3,44,254/-
iii.	Commutation Pension	92,26,505/-	82,57,393/-	9,69,112/-
Total difference				1,47,56,478/-

7. The following differences in figures between Schedule-3(c) and Schedule-10 and also between Utilisation Certificate, were not suitably disclosed in the Annual Accounts for understanding the accounting procedure followed by the University, though this was pointed out in previous audit:

Sl.No	Description	Amount as per Schedule-3C, Page 11 of Annual Accounts (`)	Amount as per Schedule-10, Page 22 of Annual Accounts (`)	Difference (`)
a.	Non-Plan: Revenue Expenditure	69,96,95,168/-	59,95,56,441/-	10,01,38,727/-
b.	Non-Plan Grants received during the year for Revenue expenditure	60,92,68,000/-	59,95,56,441/-	97,11,559/-
Sl.No	Description	Amount as per Schedule-3 (c), Page 11 of Annual Accounts (`)	Amount as per Schedule-10, Page 22 of Annual Accounts (`)	As per Utilisation Certificate (`)
c.	Non-Plan: Revenue Expenditure	69,96,95,168/-	59,95,56,441/-	66,26,76,000/-
d.	Plan: Revenue Expenditure	9,45,82,451/-	4,66,68,534/-	6,99,16,000/-
e.	Plan: Capital Expenditure	25,81,96,783/-	Not applicable	4,84,11,000/-
f.	Non-Plan: Internal receipts	Not mentioned	Not applicable	3,61,88,000/-
g.	Plan: Internal receipts	Not mentioned	Not applicable	3,98,49,000/-

C. Net effect of Audit Comments on accounts

The net impact of Audit comments given in preceding paragraphs is overstatement of Liabilities by ` 6.78 crore, Assets by ` 0.72 crore and Deficit by ` 6.06 crore.

D. Grants-in-aid

Out of total grants-in-aid of ` 80.89 crore received during the year {Plan: ` 19.96 crore³ (including Accrued Grant of ` 5.90 crore sanctioned in March 2017) Non-Plan: ` 60.93 crore (including ` 8.27 crore for the year received in March 2017)}, together with unutilised balance of ` 39.2 crore pertaining to previous year and adjustment receipts of ` 24.51 crore⁴, totalling ` 144.60 crore, the University utilised ` 112.39 crore⁵, leaving a balance of ` 32.21 crore unutilised as on 31st March 2017.

E. Management Letter

Deficiencies which have not been included in the Separate Audit Report have been brought to the notice of the Vice-Chancellor, The English and Foreign Languages University, Hyderabad, through a Management letter issued separately for remedial/corrective action.

v. Subject to our observations in the preceding paragraphs, we report that the Balance Sheet, Income & Expenditure Account and Receipts & Payment Account dealt with by this report are in agreement with the books of accounts.

vi. In our opinion and to the best of our Information and according to the explanations given to us, the said financial statements read together with the Accounting Policies and Notes on Accounts and subject to the significant matters stated above and other matters mentioned in Annexure to this Audit Report, give a true and fair view in conformity with accounting principles generally accepted in India:

a. In so far as it relates to the Balance Sheet, of the state of affairs of The English and Foreign Languages University, Hyderabad, as at 31 March 2017; and

b. In so far as it relates to Income & Expenditure Account of the **Deficit** for the year ended on that date

(AJAIB SINGH)
Director General of Audit (Central)

³ (i) XII Plan General Development: ` 16.90 crore and (ii) Additional Plan Grant of ` for establishment of Hot Spot/Wi-Fi Campus Connect in University Campus: ` 3.06 crore

⁴ Plan: ` 10.35 crore and Non-Plan: ` 14.16 crore

⁵ (i) XII Plan General Development-Revenue: ` 9.46 crore, Capital: ` 25.82 crore and Adjustment payments: ` 7.14 crore and (ii) Non-Plan: ` 69.97 crore, Grand Total : ` 112.39 crore

ANNEXURE

1. Adequacy of Internal Audit System: The Internal Audit Wing is manned by one retired Officer and one Section Officer. Internal audit of all the Departments of the University covering the transactions for the period 2013-14 was conducted in the year 2014-15 and the Internal Audit Report was issued to the Departments concerned. Internal Audit Plan for the years 2015-16 and 2016-17, to cover the transactions for the period 2014-15 and 2015-16 respectively were stated as drawn and submitted to the Competent Authority for approval. Internal Audit mechanism was not adequately strengthened to cover periodically in a fixed time frame, internal audit of all the Departments of the University and its two off-campus Centers at Shillong and Lucknow, in a phased manner, so that there is no arrears in internal audit. Besides, the University did not have an Internal Audit Manual and Accounts Manual though pointed out in previous audits.

2. Adequacy of Internal Control Mechanism: The internal control system was inadequate as-

- i. Internal Audit was not adequately strengthened to cover periodically in a fixed time, all the departments and two off-Campus Centers,
- ii. Physical verification of Library Books was not conducted,
- iii. Depreciation on Fixed Assets was incorrectly provided,
- iv. Land details were not suitably disclosed and
- v. Unserviceable/idle/obsolete Electronic and Furniture items were not exhibited separately in the Financial Statements through suitable disclosure as mandated in Accounting Standard-10.

3. System of Physical verification of Fixed Assets: Annual Physical verification of Fixed Assets for the year 2016-17, was not completed and stated to be in progress. Further, the volume of Library Books held by the University was not disclosed in the Annual Accounts and Physical verification of Library Books was not conducted, though stipulated as per Rule 215 of General Financial Rules (GFRs) 2017. The University did not maintain Consolidated/ Centralised Fixed Asset Register, though pointed out in previous audit.

4. System of Physical verification of Inventory: Annual Physical verification of Inventory for the year 2016-17, was not completed and stated to be in progress

5. Regularity in payment of statutory dues: Statutory dues were paid regularly.

Sd/-

निदेशक/ केंद्रीय व्यय लेखा परीक्षा

DIRECTOR/ CEA

Replies to Separate Audit Report for the year ended 31 March 2017

Sl No	Audit Observation	Management Reply
A.	BALANCE SHEET:	
A.1.	Sources of Funds	
A.1.1	Current Liabilities & Provisions: ` 166.00 crore (Schedule-3)	The income generated from Non Formal Courses initially is transferred to the Internal Income Fund for distribution to various Development Funds, Student Welfare Fund, Teachers Welfare Fund, etc., as per the percentages prescribed in Regulation -20 of the University Statutes and therefore the same could not be treated and included as income in the Income and Expenditure a/c. The Audit may kindly note that there is no overstatement of Current Liabilities and understatement of Income.
A.1.1.1	This includes total closing balance amount of ` 6,77,83,098/- which were of the nature of internal income generated by the University, but incorrectly classified under Sponsored Projects, instead of as 'Other Income' in the Income and Expenditure Account (Schedule-13), though mandated as per MHRD Format of Accounts (Page 32). Despite previous year audit comment. This had resulted in overstatement of Current Liabilities and understatement of Income by ` 6.78 crore. Deficit was also overstated by ` 6.78 crore.	
A.1.1.2	This includes closing balance amount of ` 2,45,15,915/- pertaining to House Building Advance Revolving Fund, which was incorrectly classified under Sponsored Projects, instead of under Designated/Earmarked Funds, though mandated as per MHRD Format of Accounts. This had resulted in overstatement of Current Liabilities and understatement of Designated/Earmarked Funds by ` 2.45 crore.	HBA revolving fund was shown under Sponsored projects consistently. As per the suggestion by the Audit the same will be classified under Earmarked Funds from next year onwards.
A.2	Application of Fund	
A.2.1	Fixed Assets: ` 71.66 crore (Schedule-4)	
A.2.1.1	This includes fixed assets of ` 1,56,08,837/- pertaining to Solar Equipment, which were incorrectly classified under Plant & Machinery with 15 per cent depreciation (` 23,41,326/-) instead of applicable rate of 80 per cent (` 1,24,87,070/-) as per IT Act. Short provision of depreciation of ` 1,01,45,744/- had resulted in overstatement of Fixed Assets and understatement of Expenditure by ` 1.01 crore. Consequently, Deficit was also understated by ` 1.01 crore.	The audit observation is noted. The Solar Equipment will be classified under Plant and Machinery with 80% depreciation from next year onwards.
A.2.1.2	This includes fixed assets of ` 46,22,055/- pertaining to Electrical Appliances, which were incorrectly treated as Electrical Equipment and	Depreciation rate as per the Income Tax Act for Electrical fittings is 10%. The audit observation is noted and the same will be followed in the accounts from

	provided with 80 per cent depreciation (₹ 36,14,973/-), instead of applicable rate of 15 per cent (₹ 6,77,806/-). Excess provision of depreciation of ₹ 29,37,167/- had resulted in understatement of Fixed Assets and overstatement of Expenditure by ₹ 0.29 crore. Consequently Deficit was also overstated by ₹ 0.29 crore.	next year onwards.
B.	General	
1.	Despite previous Audit Comments (Separate Audit Reports for the years 2013-14 to 2015-16), details of land to the extent of (i) 90 acres allotted by Government of Andhra Pradesh at Jalalpur Village, Pochampally (mandal), Nalgonda District and taken over by the University in March 2009 (alienation pending) and (ii) 75 acres handed over by State Government of Kerala to the University to establish a new campus in that State, were not disclosed suitably in the Note on Accounts'. Though, the University reported the matter regarding allotment of lands in their Executive Council Meetings, the reasons for non-disclosure of the land details in the 'Note on Accounts' was not suitably mentioned therein.	In continuation of the earlier year's audit reply, it is reiterated that the said lands were not in possession of the University. Hence specific disclosure was not given as per the Generally Accepted Accounting Principles.
2.	An amount of ₹ 3,06,53,000/- was received by the University during the year 2016-17 from UGC as additional Plan grants for the purpose of Hot Spot/Wi-Fi Campus Connect, out of which an amount of ₹ 2,44,80,000/- was paid to M/s National Informatics Centre Services Incorporated (NICSI), New Delhi as advance. However, unspent Grants (including advances on Capital Account) was not shown as part of unutilised Grants in Schedule-3(C), and was incorrectly exhibited separately as 'Other Funds' under Other Current Liabilities in Schedule-3, which was not in consonance with MHRD format of Accounts (Page 9 and 10).	The subject grant was released to the University as an additional grant for establishment of Hot/Spot/Wi-Fi Campus connects over and above the XII Plan allocation and not under Plan Block grant sanctioned to the University. Exclusive separate Utilisation Certificate is required to be submitted for this grant. Hence this grant is shown separately and not clubbed with normal Plan funds.
3.	Though pointed out in previous audit, the following were not mentioned in the Annual Accounts, as mandated in the MHRD Format of Accounts: a. Details of Intangible Assets for ₹ 10,87,120/- (page 15, Schedule-4(3) of Annual Accounts) as per Schedule-4(C), MHRD format of Accounts (Page 16 and 13).	As regards (a) The details of Intangible assets will be shown separately from next year accounts.

	<p>b. An amount of ` 23,10,283/- and ` 3,37,080/- representing assets purchased out of Earmarked Fund and Sponsored Projects respectively were credited to Corpus/Capital Fund (Page 4 of Annual Accounts). However, the asset items purchased out of the amounts were not distinctly exhibited in Schedule-4(D) Others, though mandated in MHRD format of Accounts (Page no.18).</p>	<p>As regards (b) The details of assets purchased from Earmarked funds and Sponsored will be shown separately from next year accounts.</p>										
4.	<p>In the Designated/Earmarked/Endowment Funds (Schedule-2, page 5), the closing balance under Non-formal Fund account was shown as ` 20,98,60,651/-. However, in the details for closing balance, 'Represented by' it was shown only as ` 16,84,43,671/-. Complete details for the balance difference amount of ` 4,14,16,980/- were not reconciled for exhibiting them accordingly, as differences in ledger accounts and the actual cash/bank balances exists, which were not rectified though pointed out in previous audit.</p>	<p>Audit observation is noted and action is initiated to reconcile the Non Formal Funds for proper exhibition.</p>										
5.	<p>Unserviceable/idle/obsolete Electronic and Furniture items were not put to use and no action was taken to dispose them following the due procedures. Besides, as per Accounting Standard-10, Para 14.2, items of fixed assets that have been retired from active use and are held for disposal are to be stated at the lower of their net book value and net realisable value and should be shown separately in the financial statements. However, these assets were not shown separately through suitable disclosure.</p>	<p>As per the accounting practice, all miscellaneous items which became obsolete, unserviceable, condemned, etc., are disposed of, in auction, from time to time, and the income generated thereof is booked as miscellaneous income. The Audit may kindly note that this is a routine and continuous exercise every year, for which a specific disclosure or adjustment of group assets is not made as per the generally accepted accounting principles.</p>										
6.	<p>Against total Retirement benefits paid during the year of ` 6,09,46,162/- as depicted in Schedule-15 (Sl.no.f(ii), Page 28 of Annual Accounts) an amount of ` 4,61,89,684/- was only depicted in Sub-Schedule-15A (Page 29 of Annual Accounts). The difference of ` 1,47,56,478/- was not rectified due to incorrect depiction of figures in Sub-Schedule-15A as detailed below:</p> <table border="1"> <thead> <tr> <th>Sl. No</th><th>Description of Item</th><th>Actual paid amount (₹)</th><th>Amount shown in Sub-Schedule -15A (₹)</th><th>Difference (₹)</th></tr> </thead> <tbody> <tr> <td>i.</td><td>Retirement Gratuity</td><td>1,38,77,438</td><td>4,34,326</td><td>1,34,43,112</td></tr> </tbody> </table>	Sl. No	Description of Item	Actual paid amount (₹)	Amount shown in Sub-Schedule -15A (₹)	Difference (₹)	i.	Retirement Gratuity	1,38,77,438	4,34,326	1,34,43,112	<p>The audit observation is noted and the Schedule 15A will be correctly exhibited from the accounts of next year onwards. However, it may kindly be noted that it does not alter the main Schedule 15.</p>
Sl. No	Description of Item	Actual paid amount (₹)	Amount shown in Sub-Schedule -15A (₹)	Difference (₹)								
i.	Retirement Gratuity	1,38,77,438	4,34,326	1,34,43,112								

ii.	Medical Reimbursement to Retired employees	30,75,455	27,31,201	3,44,254
iii.	Commutation Pension	92,26,505	82,57,393	9,69,112
Total difference		1,47,56,478		

7.

The following differences in figures between Schedule-3(c) and Schedule-10 and also between Utilisation Certificate, were not suitably disclosed in the Annual Accounts for understanding the accounting procedure followed by the University, though this was pointed out in previous audit:

Sl. No	Description	Amount as per Schedule-3C, Page 11 of Annual Accounts (₹)	Amount as per Schedule-10, Page 22 of Annual Accounts (₹)	Difference (₹)
a.	Non-Plan: Revenue Expenditure	69,96,95,168/-	59,95,56,441/-	10,01,38,727/-
b.	Non-Plan Grants received during the year for Revenue expenditure	60,92,68,000/-	59,95,56,441/-	97,11,559/-

Sl. No	Description	Amount as per Schedule-3 (c), Page 11 of Annual Accounts (₹)	Amount as per Schedule-10, Page 22 of Annual Accounts (₹)	As per Utilisation Certificate (₹)
c.	Non-Plan: Revenue Expenditure	69,96,95,168/-	59,95,56,441/-	66,26,76,000/-
d.	Plan: Revenue Expenditure	9,45,82,451/-	4,66,68,534/-	6,99,16,000/-
e.	Plan: Capital Expenditure	25,81,96,783/-	Not applicable	4,84,11,000/-
f.	Non-Plan: Internal receipts	Not mentioned	Not applicable	3,61,88,000/-
g.	Plan: Internal receipts	Not mentioned	Not applicable	3,98,49,000/-

The Utilisation Certificates are prepared on cash basis whereas Annual Accounts are prepared on accrual basis.

Audit may kindly note that the grants received, utilised and un-utilised from UGC were accounted in the appropriate Heads, viz., Schedule 3 and 10 of the Annual Accounts. Hence a separate discloser is not given as per the generally accepted accounting principles.

C. Net effect of Audit Comments on Accounts

The net impact of Audit comments given in preceding paragraphs is overstatement of Liabilities by ` 6.78 crore, Assets by ` 0.72 crore and Deficit by ` 6.06 crore.

D. Grants-in-aid

Out of total grants-in-aid of ` 80.89 crore received during the year {Plan: ` 19.96 crore (including Accrued Grant of ` 5.90 crore sanctioned in March

Factual information. No remarks

	2017) Non-Plan: ` 60.93 crore (including ` 8.27 crore for the year received in March 2017), together with unutilised balance of ` 39.2 crore pertaining to previous year and adjustment receipt of ` 24.51 crore, the University utilised ` 112.39 crore, leaving a balance of ` 32.21 crore unutilised as on 31 st March 2017.	
E.	Management Letter Deficiencies which have not been included in the Separate Audit Report have been brought to the notice of the Vice-chancellor, The English and foreign Languages University, Hyderabad, through a Management letter issued separately for remedial / corrective action.	Management replies to the Audit observations have been furnished vide letter No.EFLU/VCO/ dt.
v.	Subject to our observations in the proceeding paragraphs, we report that the Balance Sheet, Income & Expenditure Account and Receipts & Payment Account dealt with by this report are in agreement with the books of accounts.	
vi.	In our opinion and to the best of our Information and according to the explanations given to us, the said financial statements read together with the Accounting Policies and Notes on Accounts and subject to the significant matters stated above and other matters mentioned in Annexure to this Audit Report, give a true and fair view in conformity with accounting principles generally accepted in India:	
a.	In so far as it related to Balance Sheet, of the state of affairs of the English and Foreign Languages University, Hyderabad, as at 31 March 2017; and	
b.	In so far as it relates to Income & Expenditure Account of the Deficit for the year ended on that date.	



FINANCE OFFICER

Finance Officer
The English and Foreign Languages University
Hyderabad-500 007.

REPLIES TO THE ANNEXURE

1.	<p>Adequacy of Internal Audit System: The Internal Audit Wing is manned by one retired Officer and one Section Officer. Internal audit of all the Departments of the University covering the transactions for the period 2013-14 was conducted in the year 2014-15 and the Internal Audit Report was issued to the Departments concerned. Internal Audit Plan for the years 2015-16 and 2016-17, to cover the transactions for the period 2014-15 and 2015-16 respectively were stated as drawn and submitted to the Competent Authority for approval. Internal Audit mechanism was not adequately strengthened to cover periodically in a fixed time frame, internal audit of all the Departments of the University and its two off-campus Centres at Shillong and Lucknow, in a phased manner, so that there is no arrears in internal audit. Besides, the University did not have an Internal Audit Manual and Accounts Manual though pointed out in previous audits.</p>	<p>The University is in the process of filling the post of Internal Audit Officer at the earliest. Efforts are being put to strengthen the adequacy of the Internal Audit System and its operations. Efforts are also being made to draft Audit and Accounts Manuals, though the Government of India Rules and General Financial Rules are strictly in vogue in the University.</p>
2.	<p>Adequacy of Internal Control Mechanism: The internal control system was inadequate as –</p> <ol style="list-style-type: none"> i. Internal Audit was not adequately strengthened to cover periodically in a fixed time, all the departments and two off-Campus Centers, ii. Physical verification of Library Books was not conducted, iii. Depreciation on Fixed Assets was incorrectly provided, iv. Land details were not suitably disclosed and v. Unserviceable/ idle/ obsolete Electronic and Furniture items were not exhibited separately in the Financial Statements through suitable disclosure as mandated in Accounting Standard-10. 	<ol style="list-style-type: none"> i. Internal audit of all the departments of EFLU was done upto the year 2013-14 and internal audit for the year 2015-16 is being started shortly; ii. to iv: Please refer to the remarks at SI No.3 below.

3.	<p>System of Physical verification of Fixed Assets: Annual Physical verification of Fixed Assets for the year 2016-17, were not completed and stated to be in progress. Further, the volume of Library Books held by the University was not disclosed in the Annual Accounts and Physical verification of Library Books was not conducted, though stipulated as per Rule 215 of General Financial Rules (GFRs) 2017. The University did not maintain Consolidated/ Centralised Fixed Asset Register, though pointed out in previous audit.</p>	<p>Audit may kindly note that most of the assets acquired in the nature of furniture, viz., cots, chairs, refrigerators, ACs, Tables, library books etc., are maintained in the format prescribed in GFRs, by the departments and their physical availability is verified in-house to have effective internal control mechanism. The physical verification for the year 2016-17 is in progress and the system of physical verification of assets is in place.</p> <p>As per the accounting practice, the expenditure on acquisition of assets, viz., buildings, furniture, vehicles, etc., is capitalised while passing the bills of the suppliers/contractors itself and the capitalised value is transferred to the relevant Fixed Asset Head and shown in Schedule of the Balance Sheet. Therefore the University does not maintain Fixed Assets Registers both Department-wise and also consolidated/centralised Assets Register separately, as the details of Gross block, Net block and Depreciation on Fixed Assets are provided in Schedule 4 of the Annual Accounts which is a consistent practice.</p>
4.	<p>System of Physical verification of Inventory: Annual Physical verification of Inventory for the year 2016-17, was not completed and stated to be in progress</p>	Please refer to the remarks to Para 3 above
5.	<p>Regularity in payment of statutory dues: Statutory dues were paid regularly.</p>	No remarks


FINANCE OFFICER

Finance Officer
The English and Foreign Languages University
Hyderabad-500 007.

**THE ENGLISH AND FOREIGN LANGUAGES UNIVERSITY
HYDERABAD - 500 007**

ANNUAL ACCOUNTS 2016 - 17

INDEX

S.No	Particulars	Page No
1	Balance Sheet	1
2	Income & Expenditure Accounts	2
3	Receipts & Payments Accounts	3
4	Schedules to Financial Statements	4 - 40
5	Audited Report on Provident Fund Accounts	41 - 42
6	Provident Fund Balance Sheet	43
7	Provident Fund Income & Expenditure	44
8	Provident Fund Receipts & Payments	45
9	Notes on Provident Fund Account	46
10	New Pension Scheme Balance Sheet	47
11	New Pension Scheme Income & Expenditure	48
12	New Pension Scheme Receipts & Payments	49
13	Notes on New Pension Scheme Account	50

THE ENGLISH AND FOREIGN LANGUAGES UNIVERSITY
BALANCE SHEET AS AT 31.03.2017

In `

SOURCES OF FUNDS	Schedules	2016-17	2015-16
CORPUS/CAPITAL FUND	1	482,295,031	471,637,659
DESIGNATED/EARMARKED/ENDOWMENT FUNDS	2	213,109,044	212,749,982
CURRENT LIABILITIES & PROVISIONS	3	1,660,036,933	1,786,696,378
TOTAL		2,355,441,008	2,471,084,019
APPLICATION OF FUNDS			
FIXED ASSETS	4		
Tangible Assets		715,514,094	657,108,909
Intangible Assets		1,087,121	445,026
Capital Works-In-Progress		75,280,000	207,199,756
Amortisation of Fixed assets		-	-
INVESTMENTS FROM EARMARKED/ENDOWMENT FUNDS	5		
Long Term			-
Short Term		2,484,076	2,484,076
INVESTMENTS-OTHERS	6	-	-
CURRENT ASSETS	7	1,307,499,770	1,252,290,218
LOANS,ADVANCES & DEPOSITS	8	253,575,947	351,556,034
TOTAL		2,355,441,008	2,471,084,019

SIGNIFICANT ACCOUNTING POLICIES

24

CONTINGENT LIABILITIES AND NOTES TO ACCOUNTS

25



Finance Officer
The English and Foreign Languages University
Hyderabad-500 007.

THE ENGLISH AND FOREIGN LANGUAGES UNIVERSITY
INCOME AND EXPENDITURE ACCOUNT FOR THE YEAR ENDED 31st MARCH, 2017

In`

Particulars	Schedules	2016-17	2015-16
INCOME			
Academic Receipts	9	15,836,408	8,342,630
Grants / Subsidies	10	646,224,975	643,753,075
Income form investments	11	-	-
Interest earned	12	49,814,133	58,791,705
Other Income	13	7,896,084	6,926,614
Prior Period Income	14	6,239,215	4,662,373
TOTAL (A)		726,010,814	722,476,397
EXPENDITURE			
Staff Payments & Benefits (Establishment expenses)	15	636,340,285	1,237,057,109
Academic Expenses	16	9,298,282	6,652,467
Administrative and General Expenses	17	78,610,721	84,205,316
Transportation Expenses	18	2,377,338	2,087,745
Repairs & Maintenance	19	21,127,836	3,669,659
Finance costs	20	22,224	59,661
Other Expenses	21	17,517,833	20,023,080
Prior Period Expenditure	22	9,106,207	6,785,372
Depreciation	23	172,542,158	194,310,403
TOTAL (B)		946,942,883	1,554,850,812
Balance being excess of Income over Expenditure (A-B)		-220,932,069	-832,374,415
Transfer to /from Designated Fund			
Builind fund			
Others (specify)			
Balance Being Surplus/ (Deficit) Carried to Capital Fund			

Significant Accounting Policies 24
Contingent Liabilities and Notes to Accounts 25




Finance Officer
The English and Foreign Languages University
Hyderabad-500 007.

THE ENGLISH AND FOREIGN LANGUAGES UNIVERSITY
RECEIPTS AND PAYMENTS ACCOUNT FOR THE PERIOD/YEAR ENDED 31.03.2017

in Lakh

RECEIPTS	2016-17	2015-16	PAYMENTS	2016-17	2015-16
I Opening Balance	12,522.90	11,847.81	I Expenses	6,850.63	6,520.71
a) Cash Balance	12.83	1.73	a) Establishment expenses		-
b) Bank balance			b) Academic expenses	81.00	49.09
i) In Current accounts	189.77	283.07	c) Administrative expenses	632.69	582.94
II) Savings accounts	1,305.81	8,560.02	d) Transportation expenses	18.84	14.27
III) in Deposit accounts	11,014.49	3,002.99	e) Repairs & Maintenance	58.83	23.96
			f) Prior Period expenses	4.06	49.93
II Grants Received	8,091.87	6,357.47	g) Salaries & Other Benefits to staff	5,890.82	5,610.39
a) From Government of India		-	h) Other Expenses	164.39	190.13
b) From State Government		-	II Current Liabilities	8,520.48	1,074.04
c) From UGC					
i) Plan	1,690.00	536.00	III Expenditure on Fixed Assets and	287.41	544.72
ii) Non-Plan	6,401.87	5,821.47	a) Fixed Assets	202.61	279.72
III Academi Receipts	158.60	83.40	b) Capital Works-in Progress.	84.80	265.00
IV Receipts against Earmarked/Endowment Funds		112.19			
V Receipts against Sponsored Projects/Schemes	8,036.26	848.97	IV Current Assets Loans & Advances	679.89	-
VI Receipts against sponsored Fellowships and Scholarships		176.97			
VII Income on Investments from	30.70	18.47	V Other payments	0.22	0.51
a) Earmarked /Endowment funds	30.70	18.47	VI Non Formal Funds	19.80	
b) Other Investments'			VII Closing Balances	13,074.99	12,522.90
VIII Interest received on	477.55	595.50	a) Cash in hand	0.37	12.83
a) Bank deposits	435.42	563.88	b) Bank balances		
b) loans and advances	0.74	1.73	I) in Current Accounts	275.45	224.93
c) Savings Bank Accounts	41.39	30.49	II) in Savings Accounts	1,067.60	1,270.65
IX Current Assets		40.38	III) in Term Deposit Accounts	11,731.57	11,014.49
X Other Income (Including Prior period Income)	115.54	78.76			
XI Loans,Advances & Inter Unit Transfers		502.96			
XII Any Other Receipts (Indirect Income)					
TOTAL	29,433.42	20,662.88	TOTAL	29,433.42	20,662.88


 Finance Officer
 The English and Foreign Languages University
 Hyderabad-500 007.

SCHEDULE - 1 CORPUS/CAPITAL FUND

		In `	
Particulars		2016-17	2015-16
	Balance at the beginning of the year	471,637,659	1,010,989,460
Add:	Contributions towards Corpus/Capital Fund		-
Add:	Grants from UGC, Governemnt of India and State Government to the extent utilized for capital expenditure	521,964,692	293,022,614
Add:	Assets Purchased out of Earmarked Funds	2,310,283	
Add:	Assets Purchased out of Sponsored Projects, where ownership vests in the institutiion	337,080	
Add:	Assets Donated / Gifts Received		
Add:	Other Additions		
Add:	Excess of income over expenditure transferred from the income & expenditure account		-
Total		996,249,714	1,304,012,074
Less:	(Deduct) Deficit transferred from the Income & expnditure Account	220,932,069	832,374,415
	Previous year Grants utilised for Capital Expenditure transfered to Opening Balance	293,022,614	
Balance at the year end		482,295,031	471,637,659

SCHEDULE - 2 - DESIGNATED/EARMARKED/ENDOWMENT FUNDS

In `

Particulars	Fund wise Breakup		Total	
	Endowment Funds	Non Formal Fund	2016-17	2015-16
A.				
a) Opening balance	3,055,384	209,694,598	212,749,982	204,709,932
b) Additions during the year	-	3,281,913	3,281,913	41,151
c) Income from investments made of the funds	29,514	2,548,847	2,578,361	14,870,808
d) Accrued interest on investments/Advances	734,803	11,946,792	12,681,595	5,826,634
e) Interest on Savings Bank a/c		492,313	492,313	463,672
f) other additions (Specify nature)			-	5,486,841
Total (A)	3,819,701	227,964,463	231,784,164	231,399,038
B.				
Utilisation/Expenditure towards objectives of funds			-	-
II) Capital Expenditure		2,310,283	2,310,283	-
III) Revenue expenditure	-	10,694,229	10,694,229	13,317,914
IV) Accrued interest but not due reversal	571,308	5,099,300	5,670,608	5,331,142
Total (B)	571,308	18,103,812	18,675,120	18,649,056
Closing balance at the year end (A-B)	3,248,393	209,860,651	213,109,044	212,749,982
Represented by				
Cash And Bank Balannces		6,149,048		
Investments	2,484,076	147,306,671		
Interest accrued but not due & Interest earned	764,317	14,987,952		
Total	3,248,393	168,443,671		

SCHEDULE - 2A - 1
ENDOWMENT FUNDS

In

		Opening Balance			Additions during the			Total		Expenditure on		Closing balance		
1	2	3	4	5	6	7	8	9	10	11	12	13		
Sr. No	Name of the Endowment	Endowm ent	Accumul ated Interest	Total (3+4)	Endo wme nt	Interest	Endowm ent (3+6)	accumul ated Interest (4+7)	Expenditure on the object during the year	Endowm ent	accumul ated Interest (9-10)	Total (11+12)		
						Accrued	Earned		Reversa l	Incur red				
1	K Subrahmanian	138942	-4112	134830		4944	10917	138942	11749	6525	0	138942	5224	144166
2	Paul Gunasekhar	229872	-191	229681		8422	18597	229872	26828	11115	0	229872	15713	245585
3	DS Reddy Memorial Lectural	714059	-130431	583628		73735		714059	-56696	27886	0	714059	-84582	629477
	Interest Accrued on Endowment Funds	249390	-249390	0				249390	-249390			249390	-249390	0
4	Muthenna	1643162	468	1643630		589130		1643162	589598	503630	0	1643162	85968	1729130
5	N Krishna Swamy	194738	9772	204510		25837		194738	35609	9772	0	194738	25837	220575
6	R.N.Ghosah	213917	10734	224651		28382		213917	39116	10734	0	213917	28382	242299
7	S Krishna Murthy	23325	1170	24495		3095		23325	4265	1170	0	23325	3095	26420
8	S V Parasar	9483	476	9959		1258		9483	1734	476	0	9483	1258	10741
		0	0	0				0	0		0	0	0	0
		3416888	-361504	3055384	0	734803	29514	3416888	402813	571308	0	3416888	-168495	3248393

SCHEDULE - 2A - 2
NON FORMAL FUNDS

In																	
		Opening Balance				Additions during the year				Total			Expenditure on the		Closing balance		
1	2	3	4	5	6	7			8	9	10	11	12	13			
Sr. No	Non Formal Funds	Fund	Accumulated Interest	Total (3+4)	Fund	Interest			Fund (3+6)	accumulated Interest (4+7)	Expenditure on the object during the year	Fund	accumulated Interest	Total (11+12)			
						Accrued	TDR	SB A/c									
1	Academic Updating Fund	8726945	814470	9541415	20500	422040		154904	8747445	1391414	33973	613675	8747445	743766	9491211		
2	Development Fund	93409061	7822636	101231697		7881109		11919	93409061	15715664	1295474	66643	93409061	14353547	107762608		
3	Employees Welfare Fund	16858469	1507327	18365796	397961	622605	1301485	123006	17256430	3554423	719027	341545	17256430	2493851	19750281		
4	Foreign Students Welfare Fund	624501	3897	628398	68650			3159	693151	7056		406403	286748	7056	293804		
5	International Collaboration Fund	9895054	1041259	10936313	152871	298973	634330	61838	10047925	2036400	505529	4333107	5714818	1530871	7245689		
6	Misc Fund	10320520	2023961	12344481		927877	155203	23715	10320520	3130756	1105994	3094635	7225885	2024762	9250647		
7	Publication Fund	8322304	430580	8752884		398573	208734	22531	8322304	1060418	157089	11940	8322304	891389	9213693		
8	Reserve Fund	24152040	0	24152040					24152040	0			24152040	0	24152040		
9	Teachers Welfare Fund	16150755	2438068	18588823	20840	1393511	208734	29553	16171595	4069866	1282214	88418	16171595	2699234	18870829		
10	Students Welfare Fund	5047473	105278	5152751	2621091	2104	40361	61688	7668564	209431		4048146	3620418	209431	3829849		
		193507122	16187476	209694598	3281913	11946792	2548847	492313	196789035	31175428	5099300	13004512	184906744	24953907	209860651		

SCHEDULE - 3 - CURRENT LIABILITIES & PROVISIONS

	In `	
	2016-17	2015-16
A. CURRENT LIABILITIES		
1. Deposits from staff	167,407	19,467
2. Deposits from students	3,418,356	2,835,664
3. Sundry Creditors		
a) For Goods & Services	41,785,855	18,666,735
b) Others	5,138,379	6,031,733
4. Deposit-Others (including EMD, Security Deposit)	12,694,751	12,011,267
5. Statutory Liabilities (GPF, TDS, WC TAX, CPF, GIS, NPS):		
a) Overdue		-
b) Others	20,744,180	17,655,303
6. Other Current Liabilities		
a) Salaries	20,643,762	17,323,717
b) Receipts against sponsored projects	312,800,624	265,234,885
c) Receipts against sponsored fellowships & Scholarships	-	-
d) Unutilised Grants	460,029,123	560,579,654
e) Grants in advance		
f) Other funds	30,653,000	
g) Other Liabilities	89,264,692	248,273,938
TOTAL (A)	997,340,129	1,148,632,363
B. PROVISIONS		
1. For Taxation	-	-
2. Gratuity	71,140,279	76,760,045
3. Superannuation Pension	405,275,540	373,562,004
4. Accumulated Leave Encashment	186,280,985	187,741,963
5. Trade Warranties /Claims		-
6. Others (Specify)		
TOTAL (B)	662,696,804	638,064,012
TOTAL (A + B)	1,660,036,933	1,786,696,375

SCHEDULE - 3 (a) SPONSORED PROJECTS

In `

Sl No	2	Name of the Project	Opening Balance		Receipts/Recoveries during the year		6	Expenditure during the year		Closing balance	
			3	4	5	6		7	8	9	9
			Credit	Debit	Credit	Debit	Total	Credit	Debit	Credit	Debit
1		Consultancy Fund	12209893		8742039		20951932		3641395	17310537	
2		Hyd/Internal income									
3		ITP Fund	105659696		64936189		170595885		28016473	142579412	
4		Royalty Fund	56855291		5323539		62178830		11706269	50472561	
5		TISS	1498		69		1567		0	1567	
6		FWSSAP Fund	744459		34806		779265		0	779265	
7		ICSSR	2427639		1845617		4273256		2408952	1864304	
8		AUSEP	6876038		537134		7413172		2918	7410254	
9		Ford Foundation Fund	1279208		131016		1410224		561	1409663	
10		HBA	23887328		2495681		26383009		1867094	24515915	
11		ICCR	25103474		5166397		30269871		107485	30162386	
12		RELLO	1185749		482315		1668064		2342	1665722	
13		CELT	1757552		0		1757552		300298	1457254	
14		EMMSO	9973984		6311682		16285666		756519	15529147	
15		Regional Eng	8864030		0		8864030		0	8864030	
16		UGC ongoing projects	5075136		5855824		10930960		3780824	7150136	
17		SAP ESL	1134649		46427		1181076		118872	1062204	
18		AIETA	236800		0		236800		236800	0	
19		Arabic studies	1423661		0		1423661		1423661	0	
20		CELT Africa	123640		0		123640		0	123640	
21		ICPR	388236		0		388236		388236	0	
22		SSA Project Govt of Telangana	26924		0		26924		0	26924	
23		UNICEF	0		1101044		1101044		685341	415703	
24							0				
25		Total	265234885	0	103009779	0	368244664	0	55444040	312800624	0

SCHEDULE - 3 (b) SPONSORED FELLOWSHIPS AND SCHOLARSHIPS

In `

1. Sr.No.	2.Name of the Sponsor	Opening Balance As on		Transactions during the year		Closing balance as on	
		3	4	5	6	7	8
		CR	DR	CR	DR	CR	DR
1	Univerisity Grants Commission		20191604	6360218	14962355		28793741
2	Ministry						
3	Others (Specify Individually)						
	Total	0	20191604	6360218	14962355	0	28793741

SCHEDULE - 3 C UNUTILISED GRANTS FROM UGC, GOVERNMENT OF INDIA AND STATE GOVERNMENTS

In `

	2016-17	2015-16
A. Plan Grants: Government of India		
Balance B/F		
Add: Receipts during the		
Total (a)	0	0
Less: Refunds		
Less: Utilized for Revenue Expenditure		
Less: Utilized for Capital Expenditure		
Total (b)	0	0
Unutilized carried forwards (a-b)	0	0
B.UGC grants : Plan		
Balance B/F	397753948	670819840
Receipts during the year	169000000	53600000
Adjustment Receipts	103462925	91911252
Total (c)	670216873	816331092
Less: Refunds		
Less: Utilized for Revenue Expenditure	94582451	188785166
Less: Utilized for Capital Expenditure	258196783	229791978
Adjustment payments	71415736	
Total (d)	424194970	418577144
Unutilized carried forwards (c-d)	246021903	397753948
C.UGC Grants Non Plan		
Balance B/F	162825706	179648881
Add: Receipts during the	609268000	511954000
Add: Other adjustment Receipts	141608682	166471729
Total (e)	913702388	858074610
Less: Refunds		
Less: Utilized for Revenue Expenditure	699695168	695248904
Less: Utilized for Capital Expenditure		
Total (f)	699695168	695248904
Unutilized carried forwards (e-f)	214007220	162825706
D.Grants from State Govt.		
Balance B/F	0	0
Add:Receipts during the year	0	0
Total (g)	0	0
Less: Utilized for Revenue Expenditure	0	0
Less: Utilized for Capital Expenditure	0	0
Total (h)	0	0
Unutilized carried forwards (g-h)	0	0
Grants Total (A+B+C+D)	460029123	560579654

THE ENGLISH AND FOREIGN LANGUAGES UNIVERSITY, HYDERABAD

Sch 4 for the year 2016-17

DESCRIPTION	GROSS BLOCK				DEPRECIATION				NET BLOCK	
	Cost/valuation as at beginning of the year	Additions during the year	Deductions during the year	Cost/valuation at the year end	As at the beginning of the year	During the year	On deduct ions during the year	Total up to the year end	As at the current year end	As at the previous year end
1	2	3	4	5	6	7	8	9	10	11
I Land:										
a) Freehold										
b) Leasehold										
II Buildings:										
a) On Freehold Land										
b) On Leasehold Land	901533690	209969620	0	1111503310	380124962	141109305	0	521234267	590269043	521408728
c) Ownership/Flats/Premises		0				0			0	0
d) Superstructures on Land not belonging to educational institutions		0				0			0	0
III Plant and Machinery - 15%	159239625	3014041		162253666	105482460	8425711		113908171	48345495	53757165
IV Vehicles 15%	6560828	2310283		8871111	4339462	506476		4845938	4025173	2221366
V Office Equipments - 15%	54683059	1338904		56021963	32653786	3454829		36108615	19913348	22029273
VI Computers/ Peripherals 60%	100994037	3319643		104313680	97001075	3983872		100984947	3328733	3992962
VII Furniture, Fixtures & Fittings	67149150	4073053		71222203	24963911	4564921		29528832	41693371	42185239
VIII Electrical Appliances 80%	44304683	1846119		46150802	41528747	3614974		45143721	1007081	2775936
IX Library Books 60%	115789315	3382213		119171528	109574884	5517433		115092317	4079211	6214431
XI Sports Equipments - 15%	399465	10531		409996	214028	29396		243424	166572	185437
XII Tube Wells and Water Supply System - 10%	3051683	73000		3124683	713311	241137		954448	2170235	2338372
XIV Audio Visual Equipments		606865		606865	0	91030		91030	515835	
A Total Tangible Assets	1453705535	229944272	0	1683649807	796596626	171539084	0	968135710	715514097	657108909
B Intangible Assets	1657963	1645168		3303131	1212937	1003072		2216009	1087122	445026
C Capital Work-in progress	207199756	26479573	158399329	75280000	0	0		0	75280000	207199756
D Amortization of assets	123555977			123555977	123555980	0		123555980	0	0
TOTAL (A+B+C+D)	1786119231	258069013	158399329	1885788915	921365543	172542156	0	1093907699	791881219	864753691

DEPRECIATION

DESCRIPTION			Depreciation as on 01.04.2015										Additions during the year 2015-16										Dep on 06					Total Dep for the year accumulated upto 31.03.16			
1			Total	Plan	NPWS	SP	Shilling	Lockdown	EMARC	NP	Plan	Full Year	Half Year	NPWS	Full Year	Half Year	Scholar & Pro	Shilling	Lockdown	EMARC	NP	Plan	NPWS	S.R.P	Shilling	Lockdown	EMARC	NP	Total Dep for the year accumulated upto 31.03.16		
			0	0	0	0	0	0	0	0																					
	a) Freehold		264017943	247749344	0	0	16363589	0	0	0	29564553	9218538	89251	86030	0	0	0	0	0	0	0	0	86988442	44493152	7647721	0	0	341109202	405122248		
	b) On Leasehold Land		0	0	0	0	0	0	0	0	0	0	0	0	0	0	0	0	0	0	0	0	0	0	0	0	0	0	0		
	c) Ownership/Right of Premises:		0	0	0	0	0	0	0	0	0	0	0	0	0	0	0	0	0	0	0	0	0	0	0	0	0	0	0		
	d) Superstructures on Land not belonging to educational institutions		0	0	0	0	0	0	0	0	0	0	0	0	0	0	0	0	0	0	0	0	0	0	0	0	0	0	0		
	III Plant and Machinery - 15%		96955299	94307406	160277	1036072	583636	268516	0	0	221601	4111	50562	0	0	85862	0	0	0	0	0	0	0	382136	754084	40178	923280	165649	80379	0	
	IV Vehicles 15%		3947456	3947456	0	0	0	0	0	0	0	0	0	0	0	0	0	0	0	0	0	0	0	173371	313295	0	0	0	0	0	
	V Office Equipments - 15%		28669540	28435149	241083	70433	94952	26071	0	0	97714	50401	0	0	234	0	0	0	0	0	0	0	159439	3147018	57558	46391	43295	10133	0		
	VI Computers/Peripherals 60%		50278671	87738196	990158	876199	154846	766806	202464	0	728613	269231	0	0	455780	0	0	134461	0	0	0	0	1586095	1995214	65819	227047	21778	20597	15322	0	
	VII Furniture, Fixtures & Fittings - 10%		21825599	19491295	127823	74673	1814870	137758	0	0	146845	31375	0	0	148843	11620	0	37914	0	0	0	0	346397	5029728	35569	43719	1038076	79481	0	0	
	VIII Electrical Appliances 80%		94729517	26293327	617427	68376	1153821	120462	5975844	0	912142	23836	0	0	399412	55399	0	3436	0	0	0	0	1394225	1840013	6221	7459	277163	2370	83623	0	
	IX Library Books 50%		106014614	98403551	0	0	8918512	2691511	0	0	531456	6481	0	0	97044	0	45518	234076	0	0	0	0	1788775	1810352	0	0	1329077	589209	0	0	
	XI Sports Equipments - 15%		1909698	185864	0	0	0	4964	0	0			0	0		0	1580	0	0	0	0	1580	26310	0	0	0	0	0	23836	220964	
	XII Tube Wells and Water Supply System - 10%		466625	466625	0	0	0	0	0	0	7300	0	0	0	0	0	0	0	0	0	0	0	238937	0	0	0	0	0	0	241137	207762
	XIV Audio Visual Equipments		0	0	0	0	0	0	0	0	0	0	0	0	0	0	0	0	0	0	0	0	91030	0	0	0	0	0	0	91030	91030
	A Total Tangible Asset		647808642	607816187	2136830	2126373	28883836	3998078	6178988	0	8200224	9339271	0	0	2035674	238961	46418	411467	91030	0	0	173271	84671660	64163019	209140	647896	10520709	817655	102745	371538084	816580023
	B Intangible Assets		983821	791190	79254	0	44419	50117	17851	0	478135	257922	0	0		0				0			238416	5098	1827	20027	732	1004072	1985893		
	C Capital Work-in progress		0	0	0	0	0	0	0	0	0	0	0	0	0	0	0	0	0	0	0	0	0	0	0	0	0	0	0	0	0
	D Amortization of assets		0	0	0	0	0	0	0	0	0	0	0	0	0	0	0	0	0	0	0	0	0	0	0	0	0	0	0	0	0
	TOTAL (A+B+C+D)		648802363	608410167	2216084	2124753	29028235	4048145	6186159	0	82678869	9341895	0	0	2035674	238961	46418	411467	91030	0	0	173271	85007737	64801835	211318	247896	105207311	847742	103477	375502156	820658023

Sch 4 (3) for the year 2016-17

DESCRIPTION	NET BLOCK AS ON 31.03.2016						NET BLOCK AS ON 31.03.2017								
	Total	Plan	NPNS	SP	Shillong	Lucknow	EMMRC	Total	Plan	NPNS	SP	Shillong	Lucknow	EMMRC	NF
I Land:															
a) Freehold															
b) Leasehold															
II Buildings:															
a) On Freehold Land															
b) On Leasehold Land	521408728	444931518			76477210			590269043	518910687	0	0	71358356	0	0	0
c) Ownership/Flats/Premises	0														
d) Superstructures on Land not belonging to educational institutions	0														
III Plant and Machinery - 15%	53757165	48360590	267852	3488533	1104327	535863	0	48345495	42412930	227674	3251771	1997636	455484	0	0
IV Vehicles 15%	2221366	2221366	0	0	0	0	0	4025173	1888161	0	0	0	0	0	2137012
V Office Equipments - 15%	22029273	20980121	383691	309276	288630	67555	0	19913348	19008402	326138	262885	258501	57422	0	0
VI Computers/ Peripherals 60%	3992962	3325357	109699	378412	36296	117662	25536	3328733	2444092	43880	151365	318378	360804	10214	0
VII Furniture, Fixtures & Fittings - 10%	42185238	30297291	355690	437189	10360255	734813	0	41693370	28715295	320121	393470	10882798	1381686	0	0
VIII Electrical Appliances 80%	2775936	2300141	7776	9324	346454	2962	109279	1007081	723817	1555	1865	252243	5745	21856	0
IX Library Books 60%	6214431	3017254	0	0	2215129	982048	0	4079211	1576325	0	0	1532814	970072	0	0
XI Sports Equipments - 15%	185437	175398	0	0	0	10039	0	166572	149088	0	0	0	17484	0	0
XII Tube Wells and Water Supply System - 10%	2338372	2338372	0	0	0	0	0	2170235	2170235	0	0	0	0	0	0
XIV Audio Visual Equipments	0						0	515835						515835	
A Total Tangible Assets	657108908	557947408	1124708	4622734	90828301	2450942	134815	715514096	617999032	919368	4061356	86600726	3248697	547905	2137012
B Intangible Assets	445024	397360	9996	0	3037	33411	1220	1087120	1068055	3998	0	1215	13364	488	0
C Capital Work-in progress	207199756	140399756	0	0	66800000	0	0	75280000	0	0	0	75280000	0	0	0
D Amortization of assets	0	0	0	0	0	0	0	0	0	0	0	0	0	0	0
TOTAL (A+B+C+D)	864753688	698744524	1134704	4622734	157631338	2484353	136035	791881216	619067087	923366	4061356	161881941	3262061	548393	2137012

SCHEDULE - 5 : INVESTMENTS FROM EARMARKED/ENDOWMENT FUNDS

	In `	
	2016-17	2015-16
1 In Central Government Securities	-	-
2 In State Government Securities	-	-
3 Other approved Securities	-	-
4 Shares	-	-
5 Debentures and Bonds	-	-
6 Term Deposits with Banks	2,484,076	2,484,076
7 Others (to be specified)	-	-
Total	2,484,076	2,484,076

SCHEDULE - 5 (A) : INVESTMENTS FROM EARMARKED/ENDOWMENT FUNDS (FUND WISE)

Sl. No.	Funds	2016-17	2015-16
1	DS Reddy Memorial Lecture Fund FDR	555742	555742
2	Gunasekhar Endowment Fund FDR	218566	218566
3	K.SUBRAMANIAN ENDOWMENT FUND FDR	128305	128305
4	Muthenna Endowment Fund FDR	1140000	1140000
5	N.Krishana Murthy Endowment Fund FDR	23325	23325
6	N Krishna Swamy Endowment Fund FDR	194738	194738
7	R.N.Gosh Foundation FDR	213917	213917
8	S.V.Parashar Enowment FDR	9483	9483
	Total	2484076	2484076

SCHEDULE - 6 - INVESTMENTS - OTHERS

In `

	2016-17	2015-16
1 In Central Government Securities	-	
2 In State Government Securities	-	
3 Other approved Securities	-	
4 Shares	-	
5 Debentures and Bonds	-	
6 Others (to be specified)	-	
Total	-	

SCHEDULE - 7 - CURRENT ASSETS

	In `	
	2016-17	2015-16
<u>1. Stock:</u>		
a) Stores and Spares	-	-
b) Loose Tools	-	-
c) Publications	-	-
d) Laboratory chemicals, consumables and glass ware	-	-
e) Building material	-	-
f) Electrical material	-	-
g) Stationery	-	-
h) Water supply material	-	-
<u>2.Sundry Debtors:</u>		
a) Debts Outstanding for a period exceeding six months		-
b) Others		-
<u>3. Cash and Bank Balances</u>		
i) Cash Balances	36,778	82,953
ii) Funds in transit	-	1,200,000
iii) Bank Balances	-	
a) With Scheduled Banks:		
In Current Accounts	27,545,409	22,493,051
In term deposit Accounts	1,173,157,206	1,101,449,283
In Savings Accounts	106,760,377	127,064,931
b) With non-Scheduled Banks:		
In term deposit Accounts		-
In Savings Accounts		-
<u>4. Post Office - Savings Accounts</u>		-
Total	1,307,499,770	1,252,290,218

i) Cash Balances		
1	Petty Cash - NPNS	0
2	Cash Balances (Incl, Chs, Drafts, Imprest) - LK	18386
3	Cash in Transit-LK	0
4	NP Cash - SH	16782
5	SWF Cash - SH	1610
		36778
ii) Bank Balances		
1. Savings Bank Accounts		
1	SBH - NR NME - ICT - EMMRC	2273316
2	SBH - Recuring - 62122901608 - EMMRC	1834782
3	SBH - AU - 62046306310 - NF	1811128
4	SBH - DF - 62046295976 - NF	254803
5	SBH - EWF - 62046305464 - NF	877989
6	SBH - FSWF - 62104061986 - NF	139511
7	SBH - ICF - 62046315428 - NF	270860
8	SBH - MF - 62046316136 - NF	291338
9	SBH - PF - 62046316056 - NF	322226
10	SBH - SWF - 62046305102 - NF	1510062
11	SBH - TWF - 62046306172 - NF	671131
12	SBH - Basheer Hostel - 62292529288 - NPNS	5159412
13	SBH - NPNS - 62116229767 - NPNS	5288631
14	SBH Tagore Intl Men's Hostel - 62253166284 - NPNS	377562
15	SBI - Lalaguda - 32910269381 - NPNS	1006620
16	SBH - DC - 62122902147 - Plan	0
17	SBH - Merged Schme - 62122896802 - Plan	0
18	SBH - Plan GD - 62122902067 - Plan	19559281
19	SBI - Corpus Fund Projects - 33010324611 - SH	913757
20	SBI - Plan - 31858187617 - SH	1790240
21	SBI - Reserve Fund - 30424386502 - SH	1664107
22	SBI - SWF - 30424393869 - SH	735007
23	SBH - AUSEP - 62180368055 - SP	31056
24	SBH - Bed - 62111478594 - SP	0
25	SBH - EMESCO - 62012190632 - SP	897159
26	SBH - Ford Foundation - 52198270156 - SP	53656
27	SBH - FWSSAP - Frweek Studt Study - 62191001026 -SP	779265
28	SBH - HBA - 52198272256 - SP	1257896
29	SBH - ICCR - 62122901438 - SP	2037547
30	SBH - ICSSR SB A/c No.62284221333 - SP	1836410
31	SBH - Internal Income SB A/c No 62122901303 - SP	4125442
32	SBH - ITP SB A/c No 62216583848 - SP	8312036
33	SBH - Rello Project - 2 - 62116127798 - SP	122686
34	SBH - RELO PROJ - 1 - 62294650304 - SP	719238
35	SBH - SAP - ESL STUDIES - 62275956936 - SP	1023593
36	SBH - TISS Project - 62326709573 - SP	1567
37	SBH - OBC - 62113104525 - SRT	0
38	SBH - SRT - 62128093014 - SRT	38811063
		106760377
II Current Account		27545409
III Term Deposits with Schedule Banks		1173157206
Total		1307499770

SCHEDULE - 8 - LOANS, ADVANCES & DEPOSITS

In `

	2016-17	2015-16
1. Advances to employees: (Non-interest bearing)		
a) Salary	128,880	-
b) Festival	106,875	167,925
c) Medical Advance	-	-
d) LTC Advance	152,600	6,640
e) Other (to be specified)	8,970,505	15,608,434
Total 1	9,358,860	15,782,999
2. Long Term Advances to employees: (Interest bearing)		
a) Vehicle loan	2,002,412	2,068,006
b) Home loan	1,387,035	2,237,509
c) Others (to be specified)	2,463,544	3,641,960
Total 2	5,852,991	7,947,475
3. Advances and other amounts recoverable in cash or in kind or for value to be received:		
a) On capital account	24,752,850	-
b) to Suppliers	3,986,837	9,522,757
c) Others	64,000	2,767,133
Total 3	28,803,687	12,289,890
4. Prepaid Expenses		
a) Insurance	59,342	7,059
b) Other expenses	162,004	603,376
Total 4	221,346	610,435
5. Deposits		
a) Telephone	1,412	1,412
b) Lease Rent		
c) Electricity	6,268,712	6,268,712
d) AICTE, if applicable		
e) CPWD Deposit		26,613,724
f) DAVP Deposit		1,065,933
f) Others Deposits		3,374,960
Total 5	6,270,124	31,054,617
6. Income Accrued:		
a) On investments from Earmarked/Endowment Funds		
b) On Investments - Others		
c) On Loans and Advances		
d) Others (includes income due unrealized)	67,110,502	43,796,391
Total 6	67,110,502	43,796,391
7. Other-Current assets receivable from UGC /Sponsored projects		
a) Debit balances in Sponsored Projects		
b) Debit balances in Sponsored Fellowships & Scholarships	28,793,741	20,191,604
c) Grants Receivable	65,116,998	2,267,854
d) Other receivables from UGC	-	-
Total 7	93,910,739	22,459,458
8. Claims Receivable	42,047,698	211,344,645
Total 8	42,047,698	211,344,645
TOTAL	253,575,947	351,556,034

SCHEDULE - 9 - ACADEMIC RECEIPTS

	In `	
	2016-17	2015-16
FEES FROM STUDENTS		
Academic		
1. Tuition fee	6,051,510	6,004,773
2. Admission fee	82,700	-
3. Enrolment fee		76,100
4. Library Admission fee	353,423	536,572
5. Laboratory fee		-
6. Art & Craft fee		-
7. Registration fee	628,085	621,379
8. Syllabus fee	-	-
Total (A)	7,115,718	7,238,824
Examinations		
1. Admission test fee		-
2. Annual Examination fee	360,963	425,230
3. Mark sheet, certificate fee	69,870	102,482
4. Entrance examination fee	7,869,666	
TOTAL (B)	8,300,499	527,712
Other Fees		
1. Identity card fee	42,523	61,350
2. Fine/Miscellaneous fee	220,155	146,308
3. Medical fee		238,320
4. Transportation fee		-
5. Hostel fee		-
6. Net Coaching fee	4,250	7,750
7. Other fees	3,600	
Total C	270,528	453,728
Sale of Publications		
1. Sale of Admission Forms		
2. Sale of syllabus and Question Paper Etc.,	25,043	
3. Sale of prospectus including admission forms	124,620	122,366
Total (D)	149,663	122,366
Other Academic Receipts		
1. Registration fee for workshops, programmes		
2. Registration fee (Academic Staff College)		
Total (E)	-	-
GRAND TOTAL (A+B+C+D+E)	15,836,408	8,342,630

SCHEDULE 10 - GRANTS / SUBSIDIES (IRREVOCABLE GRANTS RECEIVED)

In `

Particulars	Plan			Total Plan	Non Plan UGC	2016-17	2015-16
	Govt. of India	UGC					
		Plan	Specific Schemes				
Balance B/F	-	-	-	-	-	-	-
Add: Receipts during the year	-	46,668,534	-	46,668,534	599,556,441	646,224,975	643,753,075
Total	-	46,668,534	-	46,668,534	599,556,441	646,224,975	643,753,075
Less: Refund to UGC	-		-	-		-	
Balance	-	46,668,534	-	46,668,534	599,556,441	646,224,975	643,753,075
Less: Utilised for Capital expenditure (A)	-					-	
Balance	-	46,668,534	-	46,668,534	599,556,441	646,224,975	643,753,075
Less: Utilized for Revenue Expenditure (B)	-	46,668,534	-	46,668,534	599,556,441	646,224,975	643,753,075
Balance C/F ©	-	-	-	-	-	-	-

SCHEDULE - 11 - INCOME FROM INVESTMENTS

In `

Particulars	Earmarked/		2016-17	2015-16
	2016-17	2015-16		
1. Interest				
a. On Government Securities				
b. Other Bonds/Debentures				
2. Interest on Term Deposits	29,514	29,563		
3. Income accrued but not due on Term Deposits/Interest bearing advances to employees.	734,803	571,308		
4. Interest on Savings Bank Accounts.				
5. Others (Specify)				
Total	764,317	600,871	-	-
Transferred to Earmarked / Endowment Funds				
Balance	NIL	NIL		

SCHEDULE -12 - INTEREST EARNED

In`

Particulars	2016-17			2015-16
	Plan	Non Plan	Total	
1. On Savings Accounts with scheduled banks	1,024,240	3,114,743	4,138,983	3,049,207
2. On Loans	-	-	-	-
a. Employees/Staff	-	485,429	485,429	811,146
b.Others (on TDRs)	38,504,766	6,684,955	45,189,721	54,931,352
3. On Debtors and Other Receivables	-	-	-	-
TOTAL	39,529,006	10,285,127	49,814,133	58,791,705

SCHEDULE -13 - OTHER INCOME

In `

A. Income from Land & Buildings	2016-17	2015-16
1. Hostel Room Rent	3,636,029	4,362,487
2. License fee		16,640
3. Hire charges of Auditorium/ Play ground/Convention Centre etc.		
4. Electricity charges recovered	1,404,095	1,392,029
5. Water charges recovered.	162,309	30,725
TOTAL	5,202,433	5,801,881
B.Sale of Institute's publications	79,898	97,867
C.Income from holding events		
1. Gross Receipts from annual function/sports carnival		105,000
Less: Direct expenditure incurred on the annual function/sports carnival		
2. Gross Receipts from fests		
Less: Direct Expenditure incurred of the fests		
3.Gross Receipts for educations tours		
Less: Direct expenditure incurred on the tours		
4. Others (to be specified and separately disclosed)		
TOTAL	-	105,000
D.Others		
1. Income from consultancy		
2. RTI fees	460	1,043
3. Income from Royalty	30,500	73,004
4. Sale of application form (recruitment)	395,540	8,945
5. Misc. receipts (Sale of tender form, waste paper, etc.)	802,097	139,828
6. Profit on Sale/disposal of Assets		
a) Owned Assets		
b) Assets received free of cost		
7.Grants/Donations from Institutions, Welfare Bodies and International Organizations		
8.Others (specify)	1,385,156	699,046
TOTAL	2,613,753	921,866
Grand Total (A+B+C+D)	7,896,084	6,926,614

SCHEDULE -14 - PRIOR PERIOD INCOME

In `

Particulars	2016-17	2015-16
1. Academic Receipts		2,647,358
2. Income from Investments		
3. Interest earned		162,838
4. Other Income	6,239,215	1,852,177
TOTAL	6,239,215	4,662,373

SCHEDULE-15-STAFF PAYMENTS & BENEFITS (ESTABLISHMENT EXPENSES)

In`

	2016-17			2015-16		
	PLAN	NON PLAN	TOTAL	PLAN	NON PLAN	TOTAL
a) Salaries and Wages		521,352,153	521,352,153	103,843,757	330,504,711	434,348,468
b) Allowances and Bonus	163,232	14,161,800	14,325,032	333,955	13,047,110	13,381,065
c) Contribution to Provident Fund			-			-
d) Contribution to Other Fund (specify)	104,273	13,494,339	13,598,612	5,659,822	9,218,869	14,878,691
e) Staff Welfare expenses		1,196,362	1,196,362	33,312	801,541	834,853
f) Retirement and Terminal Benefits			-			-
i) As per Actuarial Valuation - 31.03.2016		-	-		638,064,012	638,064,012
ii) Retirement Benefits paid during the year		60,946,162	60,946,162		106,389,427	106,389,427
g) LTC facility		3,132,374	3,132,374		2,706,547	2,706,547
h) Medical Facility		14,922,730	14,922,730	1,197,917	19,144,686	20,342,603
i) Children Education Allowance		2,454,279	2,454,279	247,951	2,269,989	2,517,940
j) Honorarium	4,000	4,266,248	4,270,248	251,222	2,988,553	3,239,775
k) TA/DA Expenses		107,491	107,491	29,068	324,660	353,728
l) Other Salary Expenses		34,842	34,842			
Total	271,505	636,068,780	636,340,285	111,597,004	1,125,460,105	1,237,057,109

SCHEDULE-15A - EMPLOYEES RETIREMENT AND TERMINAL BENEFITS

In

	Pension	Gratuity	Leave Encashment	Total
Opening Balance as on 1-04-2016	373562004	76760045	187741963	638064012
Addition: Capitalized value of Contributions Received from other Organizations	0	0	0	0
Total (a)	373562004	76760045	187741963	638064012
Less: Actual Payment during the year (b)	1995606	434326	7884074	10314006
Balance Available on 31.03.2017 c (a-b)	371566398	76325719	179857889	627750006
Provision required on 31.03.2017 as per Actuarial Valuation (d)	405275540	71140279	186280985	662696804
A. Provision to be made in the Current Year (d-c)	33709142	-5185440	6423096	34946798
B. Contribution to New Pension Scheme		0	0	0
C. Medical Reimbursement to Retired employees	2731201			2731201
D. Travel to Hometown on Retirement	254292			254292
E. Deposit Linked Insurance Payment	0	0	0	0
F. Commutation of Pension paid during the year	8257393	0	0	8257393
Total (A+B+C+D+E)	44952028	-5185440	6423096	46189684

SCHEDULE-16 - ACADEMIC EXPENSES

In

	2016-17			2015-16		
	PLAN	NON PLAN	TOTAL	PLAN	NON PLAN	TOTAL
A) Laboratory expenses			-		39,934	39,934
b) Field work/Participation in Conferences			-			-
c) Expenses on Seminars/Workshops	809,971	212,681	1,022,652	1,762,832	194,650	1,957,482
d) Payment to visiting faculty		2,542,065	2,542,065		239,229	239,229
e) Examination	1,834,922	206,981	2,041,903		1,510,944	1,510,944
f) Student Welfare expenses		112,730	112,730		95,009	95,009
g) Admission expenses		2,346,630	2,346,630			-
h) Convocation expenses			-			-
i) Publications			-			-
j) Stipend/means-cum-merit scholarship		127,000	127,000		455,817	455,817
k) Subscription Expenses	2,850	170,697	173,547		295,857	295,857
l) Others (specify)	15,000	916,755	931,755	1,947,878	110,317	2,058,195
Total	2,662,743	6,635,539	9,298,282		2,941,757	6,652,467

SCHEDULE-17 - ADMINISTRATIVE AND GENERAL EXPENSES

In `

	2016-17			2015-16		
	PLAN	NON PLAN	TOTAL	PLAN	NON PLAN	TOTAL
A) Infrastructure			-			
a) Electricity and Power	20,282,673	2,286,147	22,568,820	13,500,000	7,093,127	20,593,127
b) Water charges	10,720,338	400	10,720,738	9,381,088	3,230,441	12,611,529
c) Insurance	-	6,453	6,453		175,074	175,074
d) Rent, Rates and Taxes (including property tax)	-	2,134,063	2,134,063		2,631,464	2,631,464
Total (A)	31,003,011	4,427,063	35,430,074	22,881,088	13,130,106	36,011,194
B) Communication	-	-	-			-
e) Postage and Stationery	-	410,713	410,713		545,290	545,290
f) Telephone, Fax and Internet charges	1,885,343	1,992,568	3,877,911	14,781	1,712,261	1,727,042
Total (B)	1,885,343	2,403,281	4,288,624	14,781	2,257,551	2,272,332
C) Others			-			-
g) Printing and Stationery (consumption)	80,637	3,170,738	3,251,375	433,940	3,860,466	4,294,406
h) Travelling and Conveyance expenses	145,081	3,539,301	3,684,382	12,095	3,014,570	3,026,665
i) Hospitality	252,863	1,393,688	1,646,551	1,115	572,616	573,731
j) Auditors Remuneration	-	-	-			-
k) Professional Charges	-	388,477	388,477		153,405	153,405
l) Advertisement and Publicity	-	5,747,356	5,747,356		9,564,446	9,564,446
m) Magazines & Journals	4,950	172,072	177,022	20,670	35,798	56,468
n) Others (specify)	8,637,234	3,725,446	12,362,680	19,844,525	8,408,144	28,252,669
o) Horticulture Expenses	-	-	-			
p) Legal Expenses	-	1,555,140	1,555,140			
q) Medicines, Instruments and Accessories	-	50,343	50,343			
r) Mess Expenses	-		-			
s) Miscellaneous and Contingencies	34,560	1,610,653	1,645,213			
t) Library Expenses	-	-	-			
u) Annual Maintenance Charges	4,362,018	2,258,382	6,620,400			
w) Meeting Expenses	13,327	1,662,757	1,676,084			
z) Facilities for Differently able persons	87,000	-	87,000			
Total (C)	13,617,670	25,274,353	38,892,023	20,312,345	25,609,445	45,921,790

SCHEDULE-18- TRANSPORTATION EXPENSES

In `

Particulars	2016-17			2015-16		
	PLAN	NON PLAN	TOTAL	PLAN	NON PLAN	TOTAL
1. Vehicles (owned by institution)						
a) Running expenses		246,913	246,913	-	82,616	82,616
b) Repairs & Maintenance		450,498	450,498	-	657,890	657,890
c) Insurance expenses		29,155	29,155	-	86,006	86,006
		726,566	726,566	-	826,512	826,512
2. Vehicles taken on rent/lease			-			-
a) Rent/lease expenses		104,769	104,769	-	282,813	282,813
			-			-
3. Vehicle (Taxi) hiring expense		1,546,003	1,546,003	-	978,420	978,420
Total	-	2,377,338	2,377,338	-	2,087,745	2,087,745

SCHEDULE-19- REPAIRS & MAINTENANCE

In `

Particulars	2016-17			2015-16		
	PLAN	NON PLAN	TOTAL	PLAN	NON PLAN	TOTAL
A) Buildings	14,029,024	1,974,971	16,003,995	684,943	351,565	1,036,508
b) Furniture & Fixtures	155,311	246,616	401,927	27,982	58,176	86,158
c) Plant & machinery	253,289	994,306	1,247,595	312,794	908,068	1,220,862
d) Office equipment	41,213	232,625	273,838	305,325	291,375	596,700
e) Computers	593,401	331,134	924,535	191,950	12,400	204,350
f) Laboratory & Scientific equipment			-	-		-
g) Audio Visual equipment		21,280	21,280	-	9,650	9,650
h) Cleaning Material & Services	9,318	725,854	735,172	-	109,078	109,078
i) Book binding charges		300,096	300,096	-		-
j) Gardening	189,720	726,233	915,953	-		-
k) Estate Maintenance			-	-	-	-
l) Others (specify)	193,418	110,027	303,445	223,673	182,680	406,353
Total	15,464,694	5,663,142	21,127,836	1,746,667	1,922,992	3,669,659

SCHEDULE-20 - FINANCE COSTS

In `

Particulars	2016-17			2015-16		
	PLAN	NON PLAN	TOTAL	PLAN	NON PLAN	TOTAL
a) Bank charges	1,638	20,586	22,224	2,625	57,036	59,661
b) Others (specify)						
Total	1,638	20,586	22,224	2,625	57,036	59,661

SCHEDULE-21 - OTHER EXPENSES

In `

Particulars	2016-17			2015-16		
	PLAN	NON PLAN	TOTAL	PLAN	NON PLAN	TOTAL
a) Provision for Bad and Doubtful Debts/Advances	-	-	-			
b) Irrecoverable Balances Written - off	-	-	-			
c) Grants/Subsidies to other institutions/organizations	-	-	-			
d) Others (specify)	17,472,345	45,488	17,517,833	20,023,080	-	20,023,080
Total	17,472,345	45,488	17,517,833	20,023,080	-	20,023,080

SCHEDULE-22 - PRIOR PERIOD EXPENSES

In `

Particulars	2016-17			2015-16		
	PLAN	NON PLAN	TOTAL	PLAN	NON PLAN	TOTAL
1. Establishment expenses			-		5,791,566	5,791,566
2. Academic expenses		12,300	12,300		473,681	473,681
3. Administrative expenses		846,975	846,975		248,950	248,950
4. Transportation expenses		-	-		-	-
5. Repairs & Maintenance	1,310,800	6,146	1,316,946		224,658	224,658
6. Other expenses	6,820,673	109,313	6,929,986	44,225	2,292	46,517
Total	8,131,473	974,734	9,106,207	44,225	6,741,147	6,785,372

SCHEDULE - 23 - DEPRECIATION

Particulars	2016-17	2015-16
Depreciation for the year	172,542,158	194,310,403
Total	172,542,158	194,310,403

SCHEDULE -24

SIGNIFICANT ACCOUNTING POLICIES

1 BASIS FOR PREPARATION OF ACCOUNTS

The financial statements are prepared on accrual basis under the historical cost convention unless otherwise stated and in accordance with the generally accepted accounting principles in India and as per the Report on Implementation of Accounting Standards in Educational Institutions of Department of Higher Education, Ministry of Human Resource Development.

2 REVENUE RECOGNITION

- 2.1 Fee collected from students, sale of admission forms, and interest on Savings Bank accounts are accounted on cash basis.
- 2.2 Interest on interest bearing advances to staff for house building, Purchase of vehicles, computers are accounted on cash basis.
- 2.3 Interest on term deposits are accounted on accrual basis

3. FIXED ASSETS AND DEPRECIATION

- 3.1 Fixed assets are shown at historical cost comprising of purchase price and any attributable cost of bringing the assets to its working condition for its intended use.
- 3.2 In the case of commissioned assets/deposit works where final settlement of bills with contractors is yet to be affected, capitalization is done on provisional basis subject to necessary adjustments in the year of final settlement.
- 3.3 Fixed assets are valued at cost less **accumulated** depreciation. Depreciation on fixed assets is provided on written down value method at the rates prescribed in the Income Tax Act. Full depreciation is provided on acquisition/purchase/

commissioning/ installation of assets acquired during the first half -year and 50% depreciation is provided on such assets acquired during the second half-year.

- 3.4 Assets costing up to Rs. 10000 (**except Library Books**) are fully depreciated in the year in which they are put to use. **However physical accounting and control are continued by the holders of such assets.**
- 3.5 Where the asset is fully depreciated, it will be carried at a residual value of Re. 1 in the Balance Sheet. Thereafter, depreciation is calculated on the additions of each year separately at the rate of depreciation applicable for that asset head.
- 3.6 Assets created out of grants, earmarked funds and funds of sponsored agencies where the ownership of such assets vests with the University are setup by credit to Capital Fund and merged with the Fixed Assets of the Institution. Depreciation on such assets is charged at rates applicable to respective assets.
- 3.7 **Intangible Assets:** Patents and copy rights, E-Journals and Computer Software are grouped under Intangible Assets.
4. **INVENTORY:** Expenditure on purchase of stores items and publications is accounted as revenue expenditure. However physical accounting and control are continued by the holders of such inventory.

5. INVESTMENTS

Investments are valued at cost inclusive of cost of acquisition.

6. RETIREMENT BENEFITS

- 6.1. Retirement benefits, viz., pension, gratuity, and leave encashment are accounted for on cash basis, i.e., as and when paid during the year.
- 6.2 Provision for the present value of obligation towards Retirement Gratuity, Superannuation Pension and Leave Encashment on the basis of actuarial valuation in terms of Accounting Standard-15 has been made in the accounts.

7. EARMARKED FUNDS & ENDOWMENT FUNDS

Funds not required for immediate use are kept in part in term deposits and in saving/current account with Scheduled banks and the interest earned on them is added to the respective funds.

8. FINANCIAL MANAGEMENT

The control and management of the finances of the University is exercised keeping in view the provisions of General Financial Rules, instructions issued by GOI and UGC from time to time and canons of financial propriety.

9. GRANTS FROM GOVERNMENT OF INDIA AND UGC

- 9.1. Grants from Government/UGC are recognized on accrual basis when it becomes reasonably certain that the grant will be received and the organization will fulfill the conditions attached to it.
- 9.2. Capital grants to the extent utilized at the close of the year are transferred to Corpus Fund.
- 9.3. Government and UGC grants for meeting Revenue Expenditure (on accrual basis) are treated, to the extent utilized, as income of the year in which they are realized.
- 9.4. Unutilised grants are carried forward and exhibited as a liability in the Balance Sheet.

10. SPECIFIC PURPOSE FUNDS

- 10.1. The University is operating: Students Welfare Fund, Employees Welfare Fund, Teachers Welfare Fund, Miscellaneous Fund, Foreign Students Welfare Fund, Publication Fund, Development Fund, International Collaboration Fund, Academic Updating Fund and allied funds for specific purposes. Each of the funds has a separate bank account. The funds not

required for immediate use are invested in term deposits with banks and the interest earned on them is added to the respective funds.

10.2. The University is maintaining a Revolving Fund for sanction of House Building Advance to the permanent employees. The amount not required for immediate use is invested in term deposits. The interest earned on loans sanctioned, term deposits and loan recoveries from the employees are credited to the Revolving Fund.

11. INCOME TAX

The income of the University is exempt from income tax under Section 10(23)(c) of the Income Tax Act. No provision for tax is therefore made in the accounts.



Finance Officer
The English and Foreign Languages University
Hyderabad-500 007.

SCHEDULE -25

CONTINGENT LIABILITIES AND NOTES TO ACCOUNTS

1 CONTINGENT LIABILITIES: NIL

2 CAPITAL COMMITMENTS: Contracts remaining to be executed on capital account and not provided for the year ended 31.3.2017 is Rs.0.73 lakh.

3 The University (earlier Central Institute of English and Foreign Languages) took on lease (April 1961) 30 acres of land along with the temporary buildings for 99 years from Osmania University and 5 acres of land from NEHU (2003) and 50 acres of land from Meghalaya Government (2010) for 35 years.

4 The Income and Expenditure for the year does not include the publications valued at Rs.42,250/- issued as complimentary copies.

5 EXPENDITURE IN FOREIGN CURRENCY:

a. Travel	Mauritius Rs £ 26975	- ` 59360
	Euros € 3370	- ` 252981
	US \$ 6260	- ` 419178
	SGD \$ 788	- ` 40149

b. Others - Nil -

6 The details of balances in Saving Bank Accounts, Current Accounts and Fixed Deposit Accounts with Banks are enclosed as attachment 'A' to the Schedule of Current Assets.

7 Previous year figures have been regrouped wherever necessary.

8 Figures in the Final Accounts have been rounded off to the nearest rupee.

9 Schedules 1 to 25 are annexed to and form an integral part of the Balance Sheet at 31st March 2017 and the Income & Expenditure account for the year ended on that date.

10 As the Provident Fund Accounts and the New Pension Scheme Accounts are owned by the members of those funds and not by the University, these accounts

were separated from the University's Accounts during the year. A Receipts & Payments Account, an Income & Expenditure Account (on Accrual basis) and a Balance Sheet of the Provident Fund Accounts as well as the New Pension Scheme for the year have been attached, to the University's Accounts. A large portion of the New Pension Scheme funds (Rs.2.06 Crore) in respect of 150 employees who have been allotted PRA numbers has been transferred up to February 2017 to National Securities Depository Limited (NSDL) - Central Record keeping Agency (CRA). The balance held in New Pension Scheme in the University in respect of about 32 members will be transferred as and when the PRA numbers are allotted by the Agency.



Finance Officer
The English and Foreign Languages University
Hyderabad-500 007.

Independent Auditors' Report

To
The Trustees,
The English & Foreign Languages University
Employees' Provident Fund,
Tarnaka,
Hyderabad – 500 007

Report on the Financial Statements:

We have audited the accompanying financial statements of **The English & Foreign Languages University Employees' Provident Fund**, ("the Fund") which comprise the Balance Sheet as at 31st March, 2017, the Statement of Income and Expenditure Account, and the Receipts & Payments Account for the year then ended and other explanatory information.

Management's Responsibility for the Financial Statements:

The Management of the 'Fund' is responsible for the preparation of these financial statements that give a true and fair view of the financial position and the financial performance of the 'Fund' in accordance with the accounting principles generally accepted in India. This responsibility includes the design, implementation, and maintenance of internal control relevant to the preparation and presentation of the financial statements that give a true and fair view and are free from material misstatement, whether due to fraud or error.

Auditors' Responsibility:

Our responsibility is to express an opinion on these financial statements based on our audit. We conducted our audit in accordance with the Standards on Auditing issued by the Institute of Chartered Accountants of India. Those Standards require that we comply with the ethical requirements and plan and perform the audit to obtain reasonable assurance about whether the financial statements are free of material misstatement.

An audit involves performing procedures to obtain audit evidence about the amounts and disclosures in the financial statements. The procedures selected depend on the auditor's judgment, including the assessment of the risks of material misstatement of the financial statements whether due to fraud or error. In making those risk assessments, the auditor considers internal control relevant to the Fund's preparation and fair presentation of the financial statements in order to design the audit procedures that are appropriate in the circumstances. An audit also includes evaluating the appropriateness of the accounting policies used and the reasonableness of the



accounting estimates made by the management, as well as evaluating the overall presentation of the financial statements.

We believe that the audit evidence we have obtained is sufficient and appropriate to provide a basis for our audit opinion.

Opinion:

In our opinion and to the best of our information and according to the explanations given to us, the aforesaid financial statements give the information required in the manner so required and give a true and fair view in conformity with the accounting principles generally accepted in India:

- a) in the case of the Balance Sheet, of the State of Affairs of the 'Fund' as at 31st March, 2017;
- b) in the case of the Statement of Income and Expenditure, of the excess of Expenditure over Income for the year ended on that date.

Report on Other Legal and Regulatory Requirements:

We further report that:

- (a) we have obtained all the information and explanations which to the best of our knowledge and belief were necessary for the purpose of our audit;
- (b) in our opinion, proper books of account as required have been kept by the Fund & so far as appears from our examination of those books;
- (c) the Balance Sheet and the Statement of Income and Expenditure dealt with by this Report are in agreement with the books of account.

Place: Hyderabad
Date:



for R. Subrahmanyam & Company
Chartered Accountants
Firm Regn No 0041028

(Narayana P S)
Partner
M.No.027074

**THE ENGLISH AND FOREIGN LANGUAGES UNIVERSITY
EMPLOYEES' PROVIDENT FUND, Hyderabad 500 007**

BALANCE SHEET AS AT 31st MARCH 2017

	As at 31st March 2017		As at 31st March 2016	
	Rs.	Ps	Rs.	Ps
LIABILITIES				
Employees' Contribution	149,151,291.00		132,195,301.00	
EFLU	753,393.00		645,063.00	
Excess of Income over Expenditure	1,373,129.00		1,553,953.00	
Total	151,277,813.00		134,394,317.00	
ASSETS				
Investments in:				
<i>In Government Securities</i>				
Government of India Securities	2,500,000.00		2,500,000.00	
<i>In Bonds</i>				
IDBI Bank Perpetual Bonds, 2020	3,005,700.00		3,005,700.00	
UCO Bank Bonds, 2016	-		3,000,000.00	
UCO Bank Bonds, 2020	-		2,030,200.00	
TATA Steel Ltd. Perpetual Bonds, 2021	8,440,000.00		8,440,000.00	
Maharashtra State Road Dev. Bonds	1,821,136.00		1,821,136.00	
SREI Equipment Finance Pvt. Ltd.	4,910,000.00		4,910,000.00	
The Mysore Paper Mills Ltd.	5,025,000.00		5,025,000.00	
<i>In Fixed Deposits with Banks</i>				
SBH EFLU Branch FDR	88,827,343.00		79,210,097.00	
Special Deposit Scheme with SBH	18,950,427.00		18,950,427.00	
Loans & Advances				
Receivable from NPS	452,177.00		-	
<i>Balances in Saving Bank A/cs</i>				
Indian Bank SB A/c	8,039,442.00		732,177.00	
SBH, EFLU Br SB A/c	1,343,326.00		1,717,844.00	
Interest Accrued on Investments	7,963,262.00		3,051,736.00	
Total	151,277,813.00		134,394,317.00	

As per our Report of even date
For R. Subrahmanyam & Co.
Chartered Accountants
(Firm Regn. No. 004102S)

Narayana PS
Partner
M.No. 027074

Place : Hyderabad
Date:



For The English and Foreign Languages University
Employees' Provident Fund

Trustee

Trustee

Finance Officer

The English and Foreign Languages University
Hyderabad-500 007.

Vice-Chancellor

THE ENGLISH AND FOREIGN LANGUAGES UNIVERSITY
HYDERABAD

**THE ENGLISH AND FOREIGN LANGUAGES UNIVERSITY
EMPLOYEES' PROVIDENT FUND, Hyderabad 500 007**


INCOME AND EXPENDITURE ACCOUNT FOR THE YEAR ENDED 31st MARCH 2017

	For the year ended 31st March 2017		For the year ended 31st March 2016	
	Rs.	Ps	Rs.	Ps
INCOME				
Interest on:				
Government of India Loans	156,250.00		156,250.00	
Special Deposit Scheme with SBH	1,526,512.00		1,647,503.00	
IDBI Bank Perpetual Bonds, 2020	275,252.00		274,500.00	
UCO Bank Bonds, 2016	29,845.00		280,500.00	
UCO Bank Bonds, 2020	19,278.00		187,000.00	
SBH EFLU Branch FDRs	6,364,695.00		6,979,981.00	
Maharashtra State Road Dev. Bonds	162,992.00		162,991.00	
SREI Equipment Finance Pvt. Ltd	500,000.00		500,000.00	
The Mysore Paper Mills Ltd.	424,000.00		424,000.00	
TATA Steel Ltd. Perpetual Bonds, 2021	944,000.00		944,000.00	
Interest on Saving Bank Accounts	346,153.00		58,860.00	
Total	10,748,977.00		11,615,585.00	
EXPENDITURE				
Interest on Contributions	10,929,801.00		11,126,251.00	
Bank Charges	-		156.00	
Total	10,929,801.00		11,126,407.00	
Excess of Income over Expenditure/ (Expenditure over Income) for the year	(180,824.00)		489,178.00	
Excess of Income over Expenditure brought forward from previous year	1,553,953.00		1,064,775.00	
Excess of Income Over Expenditure carried over to Balance Sheet	1,373,129.00		1,553,953.00	

As per our Report of even date
For R. Subrahmanyam & Co.
Chartered Accountants
(Firm Regn. No. 004102S)

Narayana.PS
Partner
M.No. 027074

Place : Hyderabad
Date:



For The English and Foreign Languages University
Employees' Provident Fund

Trustee

Finance Officer
The English and Foreign Languages University
Hyderabad-500 007.

Trustee

Vice-Chancellor
THE ENGLISH AND FOREIGN LANGUAGES UNIVERSITY
HYDERABAD - 500 007

**THE ENGLISH AND FOREIGN LANGUAGES UNIVERSITY
EMPLOYEES' PROVIDENT FUND, Hyderabad 500 007**

Receipts & Payments Account for the year ended 31.03.2017

	Rs.	Ps
Opening Balance		2,450,021.00
Receipts		
<i>Subscriptions & Refund of Loans from Employees</i>		32,064,273.00
<i>Investments matured:</i>		
Uco Bank Bonds	5,030,200.00	
SBH EFLU Br. FDRs	18,071,205.00	
		23,101,405.00
<i>Interest received on Investments:</i>		
IDBI Bank Perp. Bonds, 2020	275,252.00	
SREI Equipment Finance Pvt.Ltd	500,000.00	
Maharashtra State Road Dev. Bonds	10,000.00	
The Mysore Paper Mills Ltd.	424,500.00	
TATA Steel Ltd. Perpetual Bonds,2021	944,000.00	
UCO Bank Bonds, 2016	81,463.00	
UCO Bank Bonds, 2020	122,195.00	
Central Govt. Loans	156,250.00	
SBH EFLU Br. FDRs	1,397,799.00	
Savings Bank accounts SB A/c	346,153.00	
SBH Special Deposit Scheme	1,558,491.00	
		5,816,103.00
Total		63,431,802.00
Payments		
<i>Loans Paid</i>	3,686,376.00	
<i>Final Payments & part Withdrawals</i>	22,243,378.00	
		25,929,754.00
<i>Investments:</i>		
SBH EFLU Br. FDRs	28,119,280.00	
		28,119,280.00
Total		54,049,034.00
Closing balance		9,382,768.00
SBH, EFLU Br.SB A/c	1,343,326.00	
Indian Bank SB A/c	8,039,442.00	

As per our Report of even date
For R.Subrahmanyam & Co.
Chartered Accountants
(Firm Regn. No. 004102S)

Narayana PS
Partner
M.No. 027074

Place : Hyderabad
Date:



For The English and Foreign Languages University
Employees' Provident Fund

Trustee

Trustee

Vice-Chancellor

THE ENGLISH AND FOREIGN LANGUAGES UNIVERSITY
HYDERABAD-500 007

The English & Foreign Languages University Employees' Provident Fund

Schedule: 1- Notes forming part of the accounts for the year ended 31/03/2017.


1. Investments are stated at Purchase Cost.
2. All Income and Expenditure (except settlement of claims) are accounted on accrual basis.
3. Previous year figures have been regrouped / restated wherever necessary, to conform to current year's presentation.

For The English & Foreign Languages University
Employees' Provident Fund


Trustee


Trustee

Place: Hyderabad
Date:


The English and Foreign Languages University
Hyderabad-500 082

Vice-Chancellor
THE ENGLISH AND FOREIGN LANGUAGES UNIVERSITY
HYDERABAD-500 082 (INDIA)


THE ENGLISH AND FOREIGN LANGUAGES UNIVERSITY, HYDERABAD
NPS ACCOUNT

BALANCE SHEET AS AT 31st MARCH 2017

	As at 31st March 2017 <i>Rupees</i>	As at 31st March 2016 <i>Rupees</i>
LIABILITIES		
Employees' Contribution	15,114,668	17,151,638
Employer's Contribution	14,910,132	16,793,448
Interest payable on Contributions	12,139,256	10,420,998
EFLU GPF	452,177	-
EFLU	3,041	9,597
NSDL	7,620	-
Total	<u>42,626,894</u>	<u>44,375,681</u>
ASSETS		
Investments		
<i>In Fixed Deposits with Banks</i>		
SBH EFLU Branch FDR	39,477,741	42,668,915
Balances in Saving Bank A/cs		
SBH, EFLU Br SB A/c	67,337	3,015
Interest Accrued on FDRs	3,081,816	1,703,751
Total	<u>42,626,894</u>	<u>44,375,681</u>

Examined and found correct as per
Books/Records produced before us

For R.Subrahmanyam & Co.
Chartered Accountants
(Firm Regd. No. 004102S)


Narayana PS
Partner


M.No. 027074

Place : Hyderabad

Date:



For The English & Foreign Languages
University - NPS Account


(Finance Officer)

Finance Officer
The English and Foreign Languages University
Hyderabad-500 007.


THE ENGLISH AND FOREIGN LANGUAGES UNIVERSITY, HYDERABAD
NPS ACCOUNT

INCOME AND EXPENDITURE ACCOUNT FOR THE YEAR ENDED 31st MARCH 2017


	For the year ended 31st March 2017	For the year ended 31st March 2016 Rupees
INCOME		
Interest on SBH EFLU Branch FDRs	3,356,282	3,484,365
Interest on SBH, EFLU Br. SB A/c	68,636	65,770
Total	<u>3,424,918</u>	<u>3,550,135</u>
EXPENDITURE		
Interest paid/payable on Contributions	3,424,918	3,550,135
Total	<u>3,424,918</u>	<u>3,550,135</u>

Examined and found correct as per
Books/Records produced before us


For R.Subrahmanyam & Co.
Chartered Accountants
(Firm Regn. No. 004102S)


Narayana PS
Partner
M.No. 027074

Place : Hyderabad
Date:



For The English & Foreign Languages
University - NPS Account


(Finance Officer)

Finance Officer
The English and Foreign Languages University
Hyderabad-500 007.


THE ENGLISH AND FOREIGN LANGUAGES UNIVERSITY, HYDERABAD
NPS ACCOUNT

Receipts & Payments Account for the year ended 31.03.2017

	<i>Rupees</i>
Opening Balance	3,015
Receipts	
Subscriptions Received	
Employees & Employers	27,744,174
Investments matured:	
SBH EFLU Br. FDRs	20,634,097
Interest received on Investments:	
SBH EFLU Br. FDRs	1,978,217
Interest on SB A/c	68,636
Total	<u>50,425,124</u>
Payments	
Payments to NSDL	20,583,708
Transferred to GPF A/c	7,539,034
Employers contribution refunded to EFLU	5,247,314
Investments:	
SBH EFLU Br. FDRs	16,990,746
Total	<u>50,360,802</u>
Closing balance	
SBH, EFLU Br. SB A/c	67,337

Examined and found correct as per
Books/Records produced before us


For R.Subrahmanyam & Co.
Chartered Accountants
(Firm Regn. No. 004102S)


Narayana PS
Partner
M.No. 027074

Place : Hyderabad
Date:



For The English & Foreign Languages
University - NPS Account


(Finance Officer)

Finance Officer
The English and Foreign Languages University
Hyderabad-500 007.

NPS: Notes on Financial Statement for the year ended 31st March 2017

- 1 The employees who have joined the University after 01/01/2004 are covered under the New Pension Scheme (NPS). An amount equivalent to 10% of the Salary is recovered from the Employee and an equal amount is contributed by the University. These contributions are sent to National Securities Depository Limited (NSDL) with whom the employees have obtained Permanent Retirement Account Number (PRAN).
- 2 There are some employees who have not obtained the PRAN for reasons like:
 - a) they would like to continue under old pension scheme/ GFP scheme since their services from past employer has to be taken into account - and their GFP contributions are yet to be transferred from previous employer.
 - b) they have applied for PRAN and are awaiting the Number - without which their contribution cannot be sent to NSDL.
 - c) they have gone to Courts regarding their disagreement to be covered under NPS.

For the above cases, the contributions are being maintained in a separate Account with SBH, EFLU Branch and the amounts invested in Fixed Deposits with SBH.

- 3 The contributions (along with interest @ 8% p.a. till disposal) are disbursed appropriately as and when decisions are taken.
- 4 The balance amounts lying in the NPS Account is shown in the Statement attached, where in the interest earned/accrued on FDRs is proposed to be proportionately distributed to the individual accounts.